

**SPECIFICATION DATA SHEET**

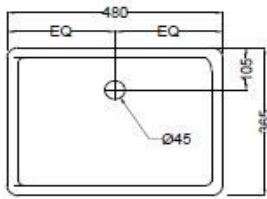
**PRODUCT DETAILS**

<b>Manufacturer :</b>	Jaquar	<b>Type:</b>	Under counter basin
<b>Range</b>	Continental	<b>Colour:</b>	White
<b>Outlet</b>	Horizontal	<b>Material:</b>	Ceramic - Vitreous China
<b>Technical Details:</b>	ID of waste outlet hole 45 $\phi$ +2 -1 mm	<b>BOM doc.NO.</b>	JSW/01/2018/0053
	Horizontal distance between the Bowl edge and the center line of the waste outlet hole $\leq$ 105 mm		

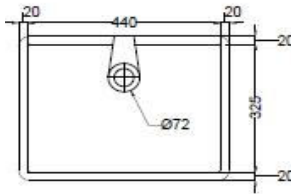
**ARTICLE NAME: UNDER COUNTER BASIN**



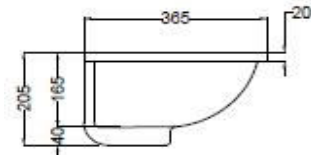
**TECHNICAL DIMENSIONS**



TOP VIEW



BOTTOM VIEW



SIDE VIEW

ALL DIMENSIONS ARE IN MM.  
(TOLERANCE  $\pm$  5 MM)

PRODUCT DIMENSIONS				USP
Length (mm)	Width (mm)	Height (mm)	Net weight (kg)	Rectangular under counter with over flow hole cap, Anti germ glaze
480	365	205	8.04	
ACCESSORIES PROVIDED				
Overflow hole Cap			ZPS-WHT-9012B	
UC Screw(clamp)			ZPS-MST-FB06	

**CARE AND CLEANING GUIDELINES**

- ★ Vitreous china sanitary ware products are fragile in nature and need to be handled with care (to avoid personal injury) at all times during its storage, handling, installation and use thereafter.
- ★ The product is heavy and it is recommended that two persons hold it while it is being fixed.
- ★ Carefully inspect the new product for damage before installation.
- ★ Risk of product damage. Over tightening may cause breakage or chipping of vitreous china.
- ★ Risk of external leakage. Do not lift or rock the bowl after placement.
- ★ Always test your cleaning solution on an inconspicuous area on the product before applying it to the entire surface.
- ★ Do not allow cleaners to sit or soak on the product.
- ★ Use a soft, dampened sponge or cloth to clean. Never use abrasive material like a bristle brush or scouring pad.
- ★ Wipe surfaces clean and rinse completely with water immediately after applying cleaners.
- ★ Clean Chrome, stainless steel surfaces once a week. Do not use cleaners containing chloride on chrome, stainless steel. If used, rinse the surface immediately to prevent corrosion.
- ★ Wherever chrome plating is used on the products, use only warm water to clean and then dry with a soft cloth.

**CERTIFICATION**

Compliance : IS 2556.4:2004, IS 2556.1:1994, BS EN 14688 :2015:MS 1522:2015/CE  
All technical dimensions are in accordance to British standards, Bureau of Indian Standards



PACKAGING DETAIL				LOADING PALLET DETAIL			
Length (mm)	Width (mm)	Height (mm)	Gross Weight(kg)	Length (mm)	Width (mm)	Height (mm)	no of pieces on pallet
505	405	215	8.90	1140	1140	2285	52



Prepared By Designer Date	Controlled By Quality control	Verified By Product Manager	Approved By Sanitaryware Head
Revision/Version	1	Plotter Updated on	Month 09-Jul Year 2018