



QNS-WHT-7601

**SPECIFICATION DATA SHEET**

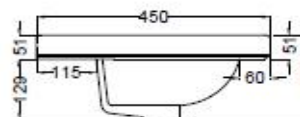
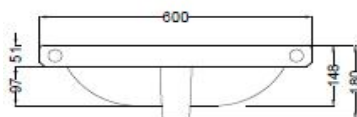
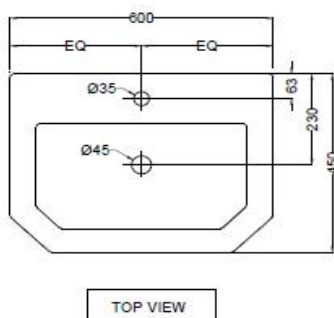
**PRODUCT DETAILS**

<b>Manufacturer :</b>	Jaquar	<b>Type:</b>	Counter top basin
<b>Range</b>	Queen's	<b>Colour:</b>	White
<b>Outlet</b>	Horizontal	<b>Material:</b>	Ceramic - Vitreous China
<b>Technical Details:</b>	Diameter of the tap hole 35 $\varnothing$ +2 -1 mm,	<b>BOM doc.NO.</b>	JSW/01/2018/0002
	ID of waste outlet hole 45 $\varnothing$ +2 -1 mm Horizontal distance between the center line of the tap hole and the center line of the waste outlet hole $\leq$ 163 mm		

**ARTICLE NAME: COUNTER TOP BASIN**



**TECHNICAL DIMENSIONS**



ALL DIMENSIONS ARE IN MM.  
(TOLERANCE  $\pm$  5 MM)

**PRODUCT DIMENSIONS**

Length (mm)	Width (mm)	Height (mm)	Net weight (kg)	USP
600	450	180	11.9	Rectangular counter top with tap hole and over flow hole cap, Anti germ glaze

**ACCESSORIES PROVIDED**

Overflow hole Cap	ZPS-WHT-9012
-------------------	--------------

**CARE AND CLEANING GUIDELINES**

- ★ Vitreous china sanitary ware products are fragile in nature and need to be handled with care (to avoid personal injury) at all times during its storage, handling, installation and use thereafter.
- ★ The product is heavy and it is recommended that two persons hold it while it is being fixed.
- ★ Carefully inspect the new product for damage before installation.
- ★ Risk of product damage. Over tightening may cause breakage or chipping of vitreous china.
- ★ Risk of external leakage. Do not lift or rock the bowl after placement.
- ★ Always test your cleaning solution on an inconspicuous area on the product before applying it to the entire surface.
- ★ Do not allow cleaners to sit or soak on the product.
- ★ Use a soft, dampened sponge or cloth to clean. Never use abrasive material like a bristle brush or scouring pad.
- ★ Wipe surfaces clean and rinse completely with water immediately after applying cleaners.
- ★ Clean Chrome, stainless steel surfaces once a week. Do not use cleaners containing chloride on chrome, stainless steel. If used, rinse the surface immediately to prevent corrosion.
- ★ Wherever chrome plating is used on the products, use only warm water to clean and then dry with a soft cloth.

**CERTIFICATION**

Compliance : IS 2556.4:2004, IS 2556.1:1994, BS EN 14688 :2015

All technical dimensions are in accordance to British standards, Bureau of Indian Standards

**PACKAGING DETAIL**

Length (mm)	Width (mm)	Height (mm)	Gross Weight(kg)	LOADING PALLET DETAIL
615	465	210	13.0	Length (mm) 1140, Width (mm) 1140, Height (mm) 2285, no of pieces on pallet 52



Prepared By Designer Date	Controlled By Quality control	Verified By Product Manager	Approved By Sanitaryware Head
Revision/Version 1		Plotter Updated on Month 10-Jul	Year 2018