



Jaquar

BATH + LIGHT



COMPLETE LED LIGHTING SOLUTIONS
TECHNICAL CATALOGUE | 2022 - 23

Category Content

Professional Lighting



Architectural & Façade Lights

Jaquar carefully designed night lighting on the façades that respects the building's architecture, context



Chandeliers & Decorative Lights

The best of global lighting designs and craftsmanship in a large range of chandeliers and decorative lighting designs



Commercial Indoor Lights

The latest options in LED lighting solutions for indoor spaces in offices, malls, and commercial areas



Commercial Outdoor Lights

The most comprehensive range of high-quality products for landscape and outdoor lighting

Professional Lighting



Landscape Lights Premium Series


World-class designs and technology combined in our Premium Landscape lighting products



Landscape Lights Choice Series

Affordable yet efficient Landscape lighting products to light up your spaces

Smart Lighting



Smart Lights


The world is getting smarter and so are the Jaquar Lighting Products

Consumer Lighting



Consumer Lights

Cutting-edge, energy-efficient LED lighting solutions for an array of residential requirements



Professional Lighting

Discover the best of global lighting designs and craftsmanship in our comprehensive range of technologically advanced professional lighting products. Designed keeping your space in mind, our lighting solutions is essential in creating aesthetically pleasing urban & professional environments.

Our range of professional lighting includes:

- Architectural & Facade Lights
- Commercial Indoor Lights
- Commercial Outdoor Lights
- Decorative Lights
- Chandeliers

Architectural & Façade Lights


Façade lighting of our buildings is essential in creating aesthetically pleasing urban environments. It can be called architecture's fourth dimension. Buildings nowadays need to be iconic landmarks and distinct in the way they present themselves both in day and night. Carefully designed night lighting on the façades that respects the building's architecture, context while controlling light trespass are quite important in making an image that is enjoyed by all.



Content

ARCHITECTURAL & FAÇADE LIGHTS

Wallwasher Lights	09
Flood Lights	13
Linear Lights	21
Dot Lights	25
Linear Flex Lights	29
Spot Projector Lights	33
Window Lights	37
Linear Inground Lights	43
Ground Burial Lights	47
Flexi Wallwasher Lights	51
Guardrail Lights	55
Trunking Lights	59
Underwater Lights	63



Warranty: 3 / 5 year

*As improvement in design & method of manufacturing is a continuous process, the product supplied may differ in detail from data given here.



Wallwasher Lights

Introducing a wide range of high performance linear wallwashers designed to highlight key architectural features of buildings or projects. Offering highly customisable optics and color temperatures, Jaquar provides best in class solutions for various types of applications, suited for both wallwashing or wall grazing. These are fully compatible with advanced protocols such as DMX512, RDM & DALI.

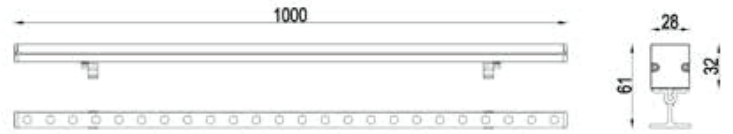
Wallwasher Lights



JQL-WWL024W

Features

- Unobtrusive appearance design
- Strong aviation aluminium housing
- Structured design with thermoelectric separation integrated
- Definitive and impact-resistant toughened glass
- Seamless splicing of light, with optical dark-free zone design
- Varied options of visually comfortable and precise optical lens
- Meets international standards DMX512 protocol



SPECIFICATIONS


Power Consumption	24 W
Luminous Flux	1920 Lm @4000 K
Color Temperature	2700 K / 3000 K / 4000 K / 5000 K / 5700 K / 6500 K / RGB / RGBW
Beam Angle (50% I _{max})	17° / 23° / 33° / 46° / 15 x 27° / 21 x 53° / 25 x 80°
Input Voltage	DC24 V
Protection Class IEC	III
Control	DMX / RDM / DALI / Remote / On-Off
Power Factor	≥0.95
Housing	Extruded aluminum 6063
Cover	Toughened glass
Dimensions	W 1000 / W 28 x H 61
IP Rating	IP66 / IP67
IK Rating	IK08
Mounting	Adjustable bracket
Operating Temperature	-35 °C ~ 60 °C (-31 °F ~ 140 °F)
THD	<10%
Lifespan	>50,000 Hrs (Ta=35 °C @L70)
Certificate	BIS / CE / RoHS



JQL-WWL036W

Features

- Unobtrusive appearance design
- Strong aviation aluminium housing
- Structured design with thermoelectric separation integrated
- Definitive and impact-resistant toughened glass
- Seamless splicing of light, with optical dark-free zone design
- Varied options of visually comfortable and precise optical lens
- Meets international standards DMX512 protocol



SPECIFICATIONS

Power Consumption	36 W
Luminous Flux	2700 Lm @4000 K
Color Temperature	2700 K / 3000 K / 4000 K / 5000 K / 5700 K / 6500 K / RGB / RGBW
Beam Angle (50% I _{max})	12° / 17° / 30° / 45° / 60° / 80° / 12 x 20° / 12 x 45°
Input Voltage	AC220 V / DC24 V
Protection Class IEC	III
Control	DMX / RDM / DALI / Remote / On-Off
Power Factor	≥0.95
Housing	Extruded aluminum 6063
Cover	Toughened glass
Dimensions	W 1000 / W 43 x H 62
IP Rating	IP66 / IP67
IK Rating	IK08
Mounting	Adjustable bracket
Operating Temperature	-35 °C ~ 60 °C (-31 °F ~ 140 °F)
THD	<10%
Lifespan	>50,000 Hrs (Ta=35 °C @L70)
Certificate	BIS / CE / RoHS

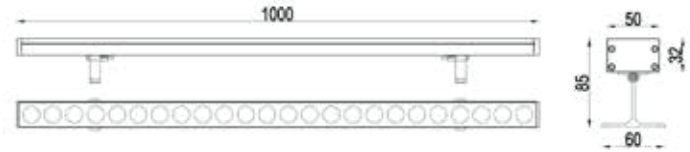
Wallwasher Lights



JQL-WWL048W

Features

- Unobtrusive appearance design
- Strong aviation aluminium housing
- Structured design with thermoelectric separation integrated
- Definitive and impact-resistant toughened glass
- Seamless splicing of light, with optical dark-free zone design
- Varied options of visually comfortable and precise optical lens
- Meets international standards DMX512 protocol



SPECIFICATIONS

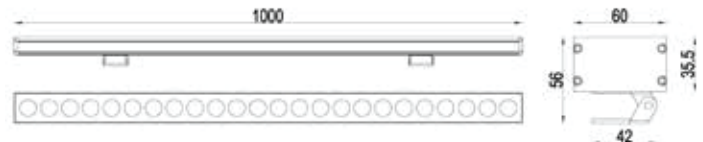
Power Consumption	48 W
Luminous Flux	3840 Lm @4000 K
Color Temperature	2700 K / 3000 K / 4000 K / 5000 K / 5700 K / 6500 K / RGB / RGBW
Beam Angle (50% I _{max})	10° / 15° / 30° / 45° / 60° / 80° / 12 x 20° / 12 x 45°
Input Voltage	AC220 V / DC24 V
Protection Class IEC	III
Control	DMX / RDM / DALI / Remote / On-Off
Power Factor	≥0.95
Housing	Extruded aluminum 6063
Cover	Toughened glass
Dimensions	W 1000 / W 60 / W 50 x H 85
IP Rating	IP66 / IP67
IK Rating	IK08
Mounting	Adjustable bracket
Operating Temperature	-35 °C ~ 60 °C (-31 °F ~ 140 °F)
THD	<10%
Lifespan	>50,000 Hrs (Ta=35 °C @L70)
Certificate	BIS / CE / RoHS



JQL-WWL072W

Features

- Unobtrusive appearance design
- Strong aviation aluminium housing
- Structured design with thermoelectric separation integrated
- Definitive and impact-resistant toughened glass
- Seamless splicing of light, with optical dark-free zone design
- Varied options of visually comfortable and precise optical lens
- Meets international standards DMX512 protocol



SPECIFICATIONS

Power Consumption	72 W
Luminous Flux	5184 Lm @4000 K
Color Temperature	2700 K / 3000 K / 4000 K / 5000 K / 5700 K / 6500 K / RGB / RGBW
Beam Angle (50% I _{max})	10° / 15° / 30° / 45° / 60° / 80° / 12 x 20° / 12 x 45°
Input Voltage	AC100-240 V 50 / 60Hz
Protection Class IEC	I
Control	DMX / RDM / DALI / Remote / On-Off
Power Factor	≥0.95
Housing	Extruded aluminum 6063
Cover	Toughened glass
Dimensions	W 1000 / W 60 / W 42 x H 56
IP Rating	IP66 / IP67
IK Rating	IK08
Mounting	Adjustable bracket
Operating Temperature	-35 °C ~ 60 °C (-31 °F ~ 140 °F)
THD	<10%
Lifespan	>50,000 Hrs (Ta=35 °C @L70)
Certificate	BIS / CE / RoHS



Flood Lights

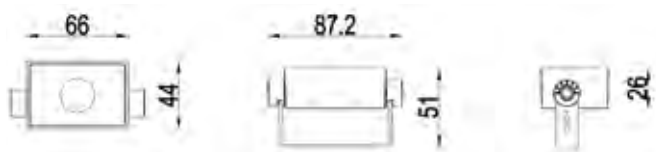
Jaquar flood lights are perfect for creating varied effects such as flood lighting effect, grazing, decorative lighting and more. They deliver exceptionally high lumen output and color consistency. They provide the best solution in the industry to transform medium and large architectural structures into landmarks. Offering highly customizable optics from ultra narrow beam optics to ultra wide beam and variety of color temperatures, Jaquar flood lights set a new benchmark for the category. They are customised for various applications and can be controlled via either DMX, RDM or DALI depending on project requirements.



JQL-FL003W

Features

- Unobtrusive appearance design
- Strong die cast aluminium housing
- Definitive and impact-resistant toughened glass
- Anti-glare optical design
- Varied options of comfortable and precise optical lens
- Performance oriented electronic design and dependable heat dissipation



SPECIFICATIONS

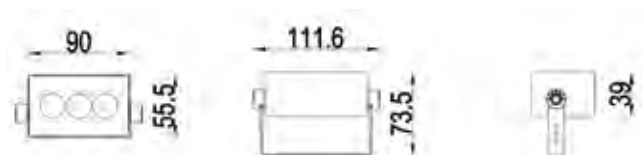
Power Consumption	3 W
Luminous Flux	210 Lm @4000 K
Color Temperature	2700 K / 3000 K / 4000 K / 5000 K / 5700 K / 6500 K
Beam Angle (50% Imax)	8° / 15° / 30° / 40° / 60° / 80° / 30 x 60°
Input Voltage	DC24 V
Protection Class IEC	III
Control	DMX / RDM / DALI / Remote / On-Off
Power Factor	≥0.95
Housing	Die cast aluminum ADC12
Cover	Toughened glass
Dimensions	W 66 x H 44 / W 87.2 x H 51
IP Rating	IP66 / IP67
IK Rating	IK08
Mounting	Adjustable bracket
Operating Temperature	-35 °C ~ 60 °C (-31 °F ~ 140 °F)
THD	<10%
Lifespan	>50,000 Hrs (Ta=35 °C @L70)
Certificate	BIS / CE / RoHS



JQL-FL006W

Features

- Unobtrusive appearance design
- Strong die cast aluminium housing
- Definitive and impact-resistant toughened glass
- Anti-glare optical design
- Varied options of comfortable and precise optical lens
- Performance oriented electronic design and dependable heat dissipation
- Smart step-less dimming technology adopted



SPECIFICATIONS

Power Consumption	6 W
Luminous Flux	425 Lm @4000 K
Color Temperature	2700 K / 3000 K / 4000 K / 5000 K / 5700 K / 6500 K / RGB / RGBW
Beam Angle (50% Imax)	8° / 15° / 30° / 40° / 60° / 80° / 30 x 60°
Input Voltage	DC24 V
Protection Class IEC	III
Control	DMX / RDM / DALI / Remote / On-Off
Power Factor	≥0.95
Housing	Die cast aluminum ADC12
Cover	Toughened glass
Dimensions	W 90 x H 55.5 / W 111.6 x H 73.5
IP Rating	IP66 / IP67
IK Rating	IK08
Mounting	Surface mount with adjustable bracket
Operating Temperature	-35 °C ~ 60 °C (-31 °F ~ 140 °F)
THD	<10%
Lifespan	>50,000 Hrs (Ta=35 °C @L70)
Certificate	BIS / CE / RoHS



JQL-FL012W

Features

- Unobtrusive appearance design
- Strong die cast aluminium housing
- Definitive and impact-resistant toughened glass
- Anti-glare optical design
- Varied options of comfortable and precise optical lens
- Performance oriented electronic design and dependable heat dissipation
- Smart step-less dimming technology adopted



SPECIFICATIONS


Power Consumption	12 W
Luminous Flux	870 Lm @4000 K
Color Temperature	2700 K / 3000 K / 4000 K / 5000 K / 5700 K / 6500 K / RGB / RGBW
Beam Angle (50% I _{max})	8° / 15° / 30° / 40° / 60° / 80° / 30 x 60°
Input Voltage	DC24 V
Protection Class IEC	III
Control	DMX / RDM/DALI / Remote / On-Off
Power Factor	≥0.95
Housing	Die cast aluminium ADC12
Cover	Toughened glass
Dimensions	W 113 x H 70 / W 137 x H 85
IP Rating	IP66 / IP67
IK Rating	IK08
Mounting	Adjustable bracket
Operating Temperature	-35 °C ~ 60 °C (-31 °F ~ 140 °F)
THD	<10%
Lifespan	>50,000 Hrs (Ta=35 °C @L70)
Certificate	BIS / CE / RoHS



JQL-FL024W

Features

- Unobtrusive appearance design
- Strong die cast aluminium housing
- Definitive and impact-resistant toughened glass
- Anti-glare optical design
- Varied options of comfortable and precise optical lens
- Performance oriented electronic design and dependable heat dissipation
- Smart step-less dimming technology adopted



SPECIFICATIONS

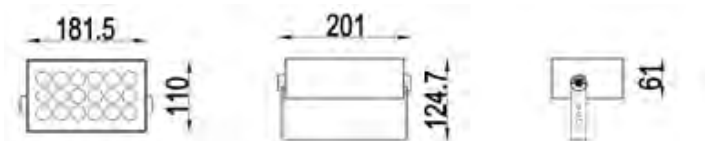
Power Consumption	24 W
Luminous Flux	1800 Lm @4000 K
Color Temperature	2700 K / 3000 K / 4000 K / 5000 K / 5700 K / 6500 K / RGB / RGBW
Beam Angle (50% I _{max})	8° / 15° / 30° / 40° / 60° / 80° / 30 x 60°
Input Voltage	DC24 V
Protection Class IEC	III
Control	DMX / RDM / DALI / Remote / On-Off
Power Factor	≥0.95
Housing	Die cast aluminium ADC12
Cover	Toughened glass
Dimensions	W 145 x H 90 / W 166.5 x H 109
IP Rating	IP66 / IP67
IK Rating	IK08
Mounting	Adjustable bracket
Operating Temperature	-35 °C ~ 60 °C (-31 °F ~ 140 °F)
THD	<10%
Lifespan	>50,000 Hrs (Ta=35 °C @L70)
Certificate	BIS / CE / RoHS



JQL-FL036W

Features

- Unobtrusive appearance design
- Strong die cast aluminium housing
- Definitive and impact-resistant toughened glass
- Anti-glare optical design
- Varied options of comfortable and precise optical lens
- Performance oriented electronic design and dependable heat dissipation
- Smart step-less dimming technology adopted



SPECIFICATIONS

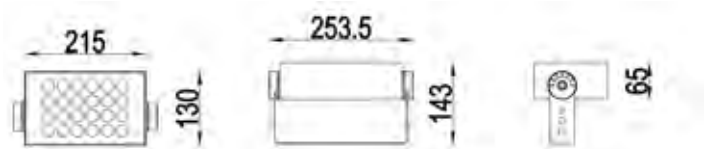
Power Consumption	36 W
Luminous Flux	2740 Lm @4000 K
Color Temperature	2700 K / 3000 K / 4000 K / 5000 K / 5700 K / 6500 K / RGB / RGBW
Beam Angle (50% I _{max})	8° / 15° / 30° / 40° / 60° / 80° / 30 x 60°
Input Voltage	DC24 V / AC100-240 V 50 / 60 Hz
Protection Class IEC	III / I
Control	DMX / RDM / DALI / Remote / On-Off
Power Factor	≥0.95
Housing	Die cast aluminium ADC12
Cover	Toughened glass
Dimensions	W 181.5 x H 110 / W 201 x H 124.7
IP Rating	IP66 / IP67
IK Rating	IK08
Mounting	Surface mount with adjustable bracket
Operating Temperature	-35 °C ~ 60 °C (-31 °F ~ 140 °F)
THD	<10%
Lifespan	>50,000 Hrs (Ta=35 °C @L70)
Certificate	BIS / CE / RoHS



JQL-FL048W

Features

- Unobtrusive appearance design
- Strong die cast aluminium housing
- Definitive and impact-resistant toughened glass
- Anti-glare optical design
- Varied options of comfortable and precise optical lens
- Performance oriented electronic design and dependable heat dissipation
- Smart step-less dimming technology adopted



SPECIFICATIONS

Power Consumption	48 W
Luminous Flux	3600 Lm @4000 K
Color Temperature	2700 K / 3000 K / 4000 K / 5000 K / 5700 K / 6500 K / RGB / RGBW
Beam Angle (50% I _{max})	8° / 15° / 30° / 40° / 60° / 80° / 30 x 60°
Input Voltage	AC220 V / DC24 V / DC36 V / AC100-240 V 50 / 60 Hz
Protection Class IEC	III / I
Control	DMX / RDM / DALI / Remote / On-Off
Power Factor	≥0.95
Housing	Die cast aluminium ADC12
Cover	Toughened glass
Dimensions	W 215 x H 130 / W 253.5 x H 143
IP Rating	IP66 / IP67
IK Rating	IK08
Mounting	Adjustable bracket
Operating Temperature	-35 °C ~ 60 °C (-31 °F ~ 140 °F)
THD	<10%
Lifespan	>50,000 Hrs (Ta=35 °C @L70)
Certificate	BIS / CE / RoHS

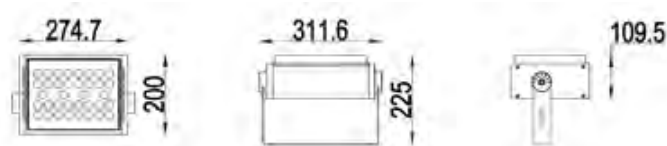
Flood Lights



JQL-FL072W

Features

- Unobtrusive appearance design
- Strong aviation aluminium housing
- Structured design with thermoelectric separation integrated
- Definitive and impact-resistant toughened glass
- Anti-glare optical design
- Varied options of comfortable and precise optical lens
- Performance oriented electronic design and dependable heat dissipation
- Smart step-less dimming technology adopted
- High-precision vents for greater performance, increased durability, and higher reliability



SPECIFICATIONS

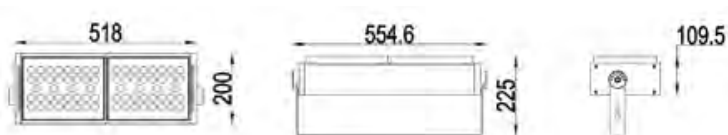
Power Consumption	72 W
Luminous Flux	5760 Lm @4000 K
Color Temperature	2700 K / 3000 K / 4000 K / 5000 K / 5700 K / 6500 K / RGB / RGBW
Beam Angle (50% Imax)	8° / 15° / 30° / 40° / 60° / 80° / 30 x 60°
Input Voltage	AC100-240 V 50 / 60Hz
Protection Class IEC	I
Control	DMX / RDM / DALI / Remote / On-Off
Power Factor	≥0.95
Housing	Extruded aluminum 6063
Cover	Toughened glass
Dimensions	W 274.7 x H 200 / W 311.6 x H 225
IP Rating	IP66 / IP67
IK Rating	IK08
Mounting	Adjustable bracket
Operating Temperature	-35 °C ~ 60 °C (-31 °F ~ 140 °F)
THD	<10%
Lifespan	>50,000 Hrs (Ta=35 °C @L70)
Certificate	BIS / CE / RoHS



JQL-FL144W

Features

- Unobtrusive appearance design
- Strong aviation aluminium housing
- Structured design with thermoelectric separation integrated
- Definitive and impact-resistant toughened glass
- Anti-glare optical design
- Varied options of comfortable and precise optical lens
- Performance oriented electronic design and dependable heat dissipation
- Smart step-less dimming technology adopted
- High-precision vents for greater performance, increased durability, and higher reliability



SPECIFICATIONS

Power Consumption	144 W
Luminous Flux	11808 Lm @4000 K
Color Temperature	2700 K / 3000 K / 4000 K / 5000 K / 5700 K / 6500 K / RGB / RGBW
Beam Angle (50% Imax)	8° / 15° / 30° / 40° / 60° / 80° / 30 x 60°
Input Voltage	AC100-240 V 50 / 60Hz
Protection Class IEC	I
Control	DMX / RDM / DALI / Remote / On-Off
Power Factor	≥0.95
Housing	Extruded aluminum 6063
Cover	Toughened glass
Dimensions	W 554.6 x H 225
IP Rating	IP66 / IP67
IK Rating	IK08
Mounting	Adjustable bracket
Operating Temperature	-35 °C ~ 60 °C (-31 °F ~ 140 °F)
THD	<10%
Lifespan	>50,000 Hrs (Ta=35 °C @L70)
Certificate	BIS / CE / RoHS

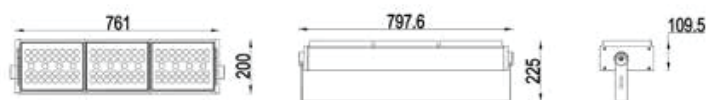
Flood Lights



JQL-FL216W

Features

- Unobtrusive appearance design
- Strong aviation aluminium housing
- Structured design with thermoelectric separation integrated
- Definitive and impact-resistant toughened glass
- Anti-glare optical design
- Varied options of comfortable and precise optical lens
- Performance oriented electronic design and dependable heat dissipation
- Smart step-less dimming technology adopted
- High-precision vents for greater performance, increased durability, and higher reliability



SPECIFICATIONS

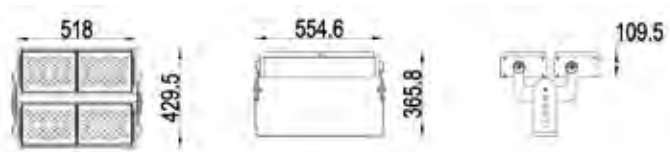
Power Consumption	216 W
Luminous Flux	17496 Lm @4000 K
Color Temperature	2700 K / 3000 K / 4000 K / 5000 K / 5700 K / 6500 K / RGB / RGBW
Beam Angle	(50% I _{max}) 8° / 15° / 30° / 40° / 60° / 80° / 30 x 60°
Input Voltage	AC100-240 V 50 / 60 Hz
Protection Class IEC	I
Control	DMX / RDM / DALI / Remote / On-Off
Power Factor	≥0.95
Housing	Extruded aluminum 6063
Cover	Toughened glass
Dimensions	W 761 x H 200 / W 797.6 x H 225
IP Rating	IP66 / IP67
IK Rating	IK08
Mounting	Adjustable bracket
Operating Temperature	-35 °C ~ 60 °C (-31 °F ~ 140 °F)
THD	<10%
Lifespan	>50,000 Hrs (Ta=35 °C @L70)
Certificate	BIS / CE / RoHS



JQL-FL288W

Features

- Unobtrusive appearance design
- Strong aviation aluminium housing
- Structured design with thermoelectric separation integrated
- Definitive and impact-resistant toughened glass
- Anti-glare optical design
- Varied options of comfortable and precise optical lens
- Performance oriented electronic design and dependable heat dissipation
- Smart step-less dimming technology adopted
- High-precision vents for greater performance, increased durability, and higher reliability



SPECIFICATIONS

Power Consumption	288 W
Luminous Flux	23616 Lm @4000 K
Color Temperature	2700 K / 3000 K / 4000 K / 5000 K / 5700 K / 6500 K / RGB / RGBW
Beam Angle (50% I _{max})	8° / 15° / 30° / 40° / 60° / 80° / 30 x 60°
Input Voltage	AC100-240 V 50 / 60 Hz
Protection Class IEC	I
Control	DMX / RDM / DALI / Remote / On-Off
Power Factor	≥0.95
Housing	Extruded aluminum 6063
Cover	Toughened glass
Dimensions	W 518 x H 429.5 / W 554.6 x H 365.8
IP Rating	IP66 / IP67
IK Rating	IK08
Mounting	Adjustable bracket
Operating Temperature	-35 °C ~ 60 °C (-31 °F ~ 140 °F)
THD	<10%
Lifespan	>50,000 Hrs (Ta=35 °C @L70)
Certificate	BIS / CE / RoHS


Flood Lights



JQL-FL432W

Features

- Unobtrusive appearance design
- Strong aviation aluminium housing
- Structured design with thermoelectric separation integrated
- Definitive and impact-resistant toughened glass
- Anti-glare optical design
- Varied options of comfortable and precise optical lens
- Performance oriented electronic design and dependable heat dissipation
- Smart step-less dimming technology adopted
- High-precision vents for greater performance, increased durability, and higher reliability



SPECIFICATIONS

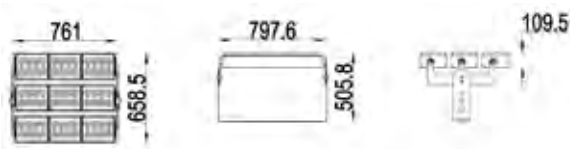
Power Consumption	432 W
Luminous Flux	35424 Lm @4000 K
Color Temperature	2700 K / 3000 K / 4000 K / 5000 K / 5700 K / 6500 K / RGB / RGBW
Beam Angle (50% I _{max})	8° / 15° / 30° / 40° / 60° / 80° / 30 x 60°
Input Voltage	AC100-240 V 50 / 60Hz
Protection Class IEC	I
Control	DMX / RDM / DALI / Remote / On-Off
Power Factor	≥0.95
Housing	Extruded aluminum 6063
Cover	Toughened glass
Dimensions	W 761 x H 429.5 / W 797.6 x H 365.8
IP Rating	IP66 / IP67
IK Rating	IK08
Mounting	Adjustable bracket
Operating Temperature	-35 °C ~ 60 °C (-31 °F ~ 140 °F)
THD	<10%
Lifespan	>50,000 Hrs (Ta=35 °C @L70)
Certificate	BIS / CE / RoHS



JQL-FL648W

Features

- Unobtrusive appearance design
- Strong aviation aluminium housing
- Structured design with thermoelectric separation integrated
- Definitive and impact-resistant toughened glass
- Anti-glare optical design
- Varied options of comfortable and precise optical lens
- Performance oriented electronic design and dependable heat dissipation
- Smart step-less dimming technology adopted
- High-precision vents for greater performance, increased durability, and higher reliability



SPECIFICATIONS

Power Consumption	648 W
Luminous Flux	53784 Lm @4000 K
Color Temperature	2700 K / 3000 K / 4000 K / 5000 K / 5700 K / 6500 K / RGB / RGBW
Beam Angle (50% I _{max})	8° / 15° / 30° / 40° / 60° / 80° / 30 x 60°
Input Voltage	AC100-240 V 50 / 60 Hz
Protection Class IEC	I
Control	DMX / RDM / DALI / Remote / On-Off
Power Factor	≥0.95
Housing	Extruded aluminum 6063
Cover	Toughened glass
Dimensions	W 761 x H 658.5 / W 797.6 x H 505.8
IP Rating	IP66 / IP67
IK Rating	IK08
Mounting	Adjustable bracket
Operating Temperature	-35 °C ~ 60 °C (-31 °F ~ 140 °F)
THD	<10%
Lifespan	>50,000 Hrs (Ta=35 °C @L70)
Certificate	BIS / CE / RoHS



Linear Lights

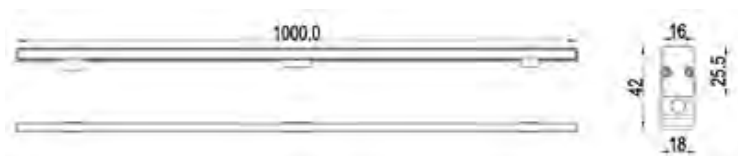
Linear lights are especially designed direct view luminaires which come with anti-glare technology. These luminaires allow us to introduce a substantial wow factor within projects when effectively utilised through the application of Media Façade. They can help us create various dynamic effects, allowing us to bring a structure to life and help achieve the designer's or architect's vision for the project. They come in mono color, tunable white, RGB & RGBW solutions.



JQL-LRLF012W

Features

- Unobtrusive appearance design
- Outside self-cleaning design ensures high reliability and performance
- Strong aviation aluminium housing
- PC diffuser for Weather and UV resistance
- Seamless splicing of light, with optical dark-free zone design
- Meets international standards DMX512 protocol



SPECIFICATIONS


Power Consumption	12 W
Luminous Flux	300 Lm @4000 K
Color Temperature	2700 K / 3000 K / 4000 K / 5000 K / 5700 K / 6500 K / RGB / RGBW
Beam Angle (50% I _{max})	130°
Input Voltage	DC24 V
Protection Class IEC	III
Control	DMX / RDM / DALI / Remote / On-Off
Pixel	8
Power Factor	≥0.95
Housing	Extruded aluminum 6063
Dimensions	W 1000 / W 18 x H 42
Diffuser	High strength optical PC
IP Rating	IP65 / IP66 / IP67 / IP68
IK Rating	IK06 / IK07
Mounting	Adjustable bracket
Operating Temperature	-35 °C ~ 60 °C (-31 °F ~ 140 °F)
THD	<10%
Lifespan	>50,000 Hrs (Ta=35 °C @L70)
Certificate	BIS / CE / RoHS



JQL-LRLR012W

Features

- Unobtrusive appearance design
- Outside self-cleaning design ensures high reliability and performance
- Strong aviation aluminium housing
- PC diffuser for Weather and UV resistance
- Seamless splicing of light, with optical dark-free zone design
- Meets international standards DMX512 protocol



SPECIFICATIONS

Power Consumption	12 W
Luminous Flux	840 Lm @4000 K
Color Temperature	2700 K / 3000 K / 4000 K / 5000 K / 5700 K / 6500 K / RGB / RGBW
Beam Angle (50% I _{max})	150°
Input Voltage	DC24 V
Protection Class IEC	III
Control	DMX / RDM / DALI / Remote / On-Off
Pixel	8
Power Factor	≥0.95
Housing	Extruded aluminum 6063
Dimensions	W 1000 / W 25 x H 50.5 / W 28 x H 44.5
Diffuser	High strength optical PMMA
IP Rating	IP65 / IP66 / IP67 / IP68
IK Rating	IK06 / IK07
Mounting	Adjustable bracket
Operating Temperature	-35 °C ~ 60 °C (-31 °F ~ 140 °F)
THD	<10%
Lifespan	>50,000 Hrs (Ta=35 °C @L70)
Certificate	BIS / CE / RoHS


Linear Lights



JQL-LRLC012W

Features

- Unobtrusive appearance design
- Outside self-cleaning design ensures high reliability and performance
- Strong aviation aluminium housing
- PC diffuser for Weather and UV resistance
- Seamless splicing of light, with optical dark-free zone design
- Meets international standards DMX512 protocol



SPECIFICATIONS

Power Consumption	12 W
Luminous Flux	1020 Lm @4000 K
Color Temperature	2700 K / 3000 K / 4000 K / 5000 K / 5700 K / 6500 K / RGB / RGBW
Beam Angle (50% Imax)	110°
Input Voltage	DC24 V
Protection Class IEC	III
Control	DMX / RDM / DALI / Remote / On-Off
Pixel	8
Power Factor	≥0.95
Housing	Extruded aluminum 6063
Dimensions	W 1000 / W 25 x H 39.3 / W 28 x H 33.3
Diffuser	High strength optical PMMA
IP Rating	IP65 / IP66 / IP67 / IP68
IK Rating	IK06 / IK07
Mounting	Adjustable bracket
Operating Temperature	-35 °C ~ 60 °C (-31 °F ~ 140 °F)
THD	<10%
Lifespan	>50,000 Hrs (Ta=35 °C @L70)
Certificate	BIS / CE / RoHS



JQL-LRLFX12W


Features

- Unobtrusive appearance design
- Outside self-cleaning design ensures high reliability and performance
- Strong aviation aluminium housing
- PC diffuser for Weather and UV resistance
- Seamless splicing of light, with optical dark-free zone design
- Meets international standards DMX512 protocol



SPECIFICATIONS

Power Consumption	12 W
Luminous Flux	870 Lm @4000 K
Color Temperature	2700 K / 3000 K / 4000 K / 5000 K / 5700 K / 6500 K / RGB / RGBW
Beam Angle (50% Imax)	150°
Input Voltage	DC24 V
Protection Class IEC	III
Control	DMX / RDM / DALI / Remote / On-Off
Pixel	8
Power Factor	≥0.95
Housing	Extruded aluminum 6063
Dimensions	W 1000 / W 28.5 x H 42.05
Diffuser	High strength optical PC
IP Rating	IP65 / IP66 / IP67 / IP68
IK Rating	IK06 / IK07
Mounting	Adjustable bracket
Operating Temperature	-35 °C ~ 60 °C (-31 °F ~ 140 °F)
THD	<10%
Lifespan	>50,000 Hrs (Ta=35 °C @L70)
Certificate	BIS / CE / RoHS



Dot Lights

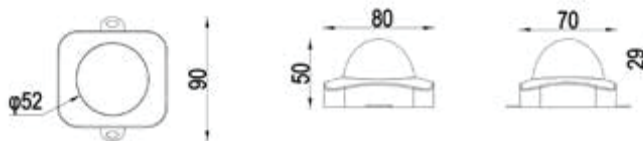
Introducing the most unique and advanced direct-view luminaries which are highly flexible and can fulfill various applications - dynamic lighting, displaying messages and creating multiple advanced patterns and effects as desired to create a stunning LED light show. They are easy to use and install and maintenance free. They are fully compatible with advance control systems such as DMX512, RDM & DALI and are customised for the application.



JQL-DTL03W

Features

- Unobtrusive appearance design
- Strong aviation aluminium housing
- Waterproof structure an integral element
- Optional milky or transparent diffuser
- PC diffuser for Weather and UV resistance
- Meets international standards DMX512 protocol



SPECIFICATIONS

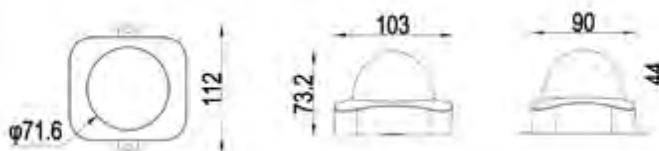
Power Consumption	3 W
Luminous Flux	200 Lm @4000 K
Color Temperature	2700 K / 3000 K / 4000 K / 5000 K / 5700 K / 6500 K / RGB / RGBW
Beam Angle (50% I _{max})	110° / 160°
Input Voltage	DC24 V
Protection Class IEC	III
Control	DMX / RDM / DALI / Remote / On-Off
Power Factor	≥0.95
Housing	Die cast aluminum ADC12
Dimensions	ø52 x H 90 / W 80 x H 50 / W 70 x H 50
Diffuser	High strength optical PC
IP Rating	IP65 / IP66 / IP67 / IP68
IK Rating	IK06 / IK07
Mounting	Side bracket
Operating Temperature	-35 °C ~ 60 °C (-31 °F ~ 140 °F)
THD	<10%
Lifespan	>50,000 Hrs (Ta=35 °C @L70)
Certificate	BIS / CE / RoHS



JQL-DTL05W

Features


- Unobtrusive appearance design
- Strong aviation aluminium housing
- Waterproof structure an integral element
- Optional milky or transparent diffuser
- PC diffuser for Weather and UV resistance
- Meets international standards DMX512 protocol



SPECIFICATIONS

Power Consumption	5 W
Luminous Flux	350 Lm @4000 K
Color Temperature	2700 K / 3000 K / 4000 K / 5000 K / 5700 K / 6500 K / RGB / RGBW
Beam Angle (50% I _{max})	110° / 160°
Input Voltage	DC24 V
Protection Class IEC	III
Control	DMX / RDM / DALI / Remote / On-Off
Power Factor	≥0.95
Housing	Die cast aluminum ADC12
Dimensions	ø71.6 x H 112 / W 103 x H 73.2 / W 90 x H 73.2
Diffuser	High strength optical PC
IP Rating	IP65 / IP66 / IP67 / IP68
IK Rating	IK06 / IK07
Mounting	Side bracket
Operating Temperature	-35 °C ~ 60 °C (-31 °F ~ 140 °F)
THD	<10%
Lifespan	>50,000 Hrs (Ta=35 °C @L70)
Certificate	BIS / CE / RoHS





Linear Flex Lights

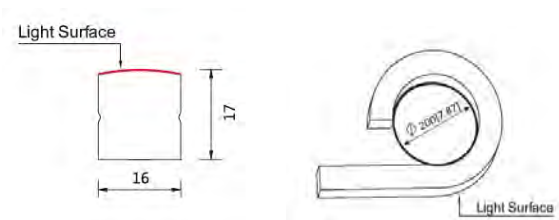
Jaquar linear flex is a state-of-the-art luminaires solution that provides maximum flexibility. It is especially designed to overcome the challenges for the uneven surfaces of the building and is used for various lighting concepts such as Contouring and Media Façade. It provides a uniform dot-free and anti-glare direct view effect. The linear flex solution is available in multiple CCT options like mono, tunable white, RGB and RGBW and can be controlled via DMX, DALI, Triac dimming or standard switching.



JQL-LFLXS008W

Features

- High quality circuit design for stable and reliable performance
- Excellent flexibility for side bending and easy shape
- With cut mark on the back to satisfy different requirements
- IP67 perfect for indoor and outdoor use
- Excellent weather resistance and corrosion resistance
- Dimmable



SPECIFICATIONS

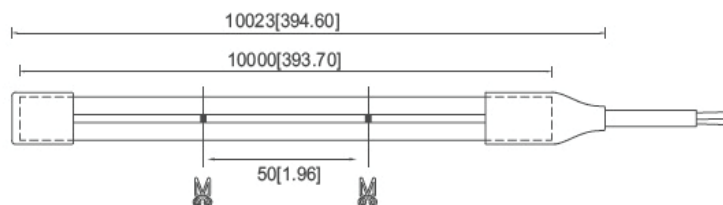
Power Consumption	8 W
Luminous Flux	500 Lm / M at 4000 K
Color Temperature	3000 K / 4000 K / 6500 K / RGB / RGBW
Beam Angle	114°
Input Voltage	AC100-240 V / DC24 V
Control	DMX / RDM / DALI / Remote / On-Off
Dimensions	W 16 x H 17 x L (Length can be customised)
Power Factor	≥0.95
Housing	Silicon
IP Rating	IP68
IK Rating	IK07
Mounting	Brackets / fixed profile / adjustable profile
Operating Temperature	-30 °C ~ +45 °C
THD	<10%
Lifespan	>50,000 Hrs (Ta=30 °C @L70)
Certificate	BIS / CE / RoHS



JQL-LFLXE012W

Features

- Color options: single color
- Design: superior design with exquisite craftsmanship ensure stable and reliable performance
- Flexibility: top bending, min. bend diameter 60 mm
- IP grade: silicone extrusion, injection molded cap, IP68 protection. Glue process end caps, IP67 protection
- Customisation: multiple spec options, can be customised upon requirements



SPECIFICATIONS

Power Consumption	12 W
Luminous Flux	500 Lm / M at 4000 K
Color Temperature	3000 K / 4000 K / 6500 K
Beam Angle	110°
Input Voltage	DC24 V
Control	On-Off
Power Factor	≥0.95
Housing	Stainless steel body
Cover	Tempered glass
Dimensions	W 12 x H 12
Net Weight	0.6Kg
IP Rating	IP68
IK Rating	IK06
Mounting	Brackets / fixed profile / adjustable profile
Operating Temperature	-30 °C ~ +45 °C
THD	<10%
Lifespan	>50,000 Hrs (Ta=30 °C @L70)
Certificate	BIS / CE / RoHS


Linear Flex Lights



JQL-LFLEXS013W

Features

- Color options: single color, tunable white and RGB
- Design: superior design with exquisite craftsmanship ensure stable and reliable performance
- Flexibility: top bending, min. bend diameter 60 mm
- IP grade: silicone extrusion, injection molded cap, IP68 protection. Glue process end caps, IP67 protection
- Customisation: multiple spec options, can be customised upon requirements



SPECIFICATIONS

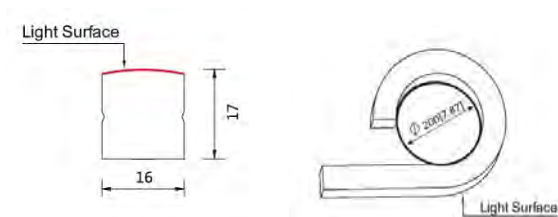
Power Consumption	13 W
Luminous Flux	500 Lm / M at 4000 K
Color Temperature	3000 K / 4000 K / 6500 K / RGB / RGBW
Beam Angle	113°
Input Voltage	DC24 V
Control	DMX / RDM / DALI / Remote / On-Off
Power Factor	≥0.95
Housing	Silicon
Dimensions	W 12 x H 12
IP Rating	IP68
IK Rating	IK07
Mounting	Brackets / fixed profile / adjustable profile
Operating Temperature	-30 °C ~ +45 °C
THD	<10%
Lifespan	>50,000 Hrs (Ta=30 °C @L70)
Certificate	BIS / CE / RoHS



JQL-LFLXHP018W

Features

- High quality circuit design for stable and reliable performance
- Excellent flexibility for side bending and easy shape
- With cut mark on the back to satisfy different requirements
- IP67 perfect for indoor and outdoor use
- Excellent weather resistance and corrosion resistance
- Dimmable



SPECIFICATIONS

Power Consumption	18 W
Luminous Flux	1100 Lm / M at 4000 K
Color Temperature	3000 K / 4000 K / 6500 K / RGB / RGBW
Beam Angle	114°
Input Voltage	AC100-240 V / DC24 V
Control	DMX / RDM / DALI / Remote / On-Off
Dimensions	W 16 x H 17 x L (Length can be customised)
Power Factor	≥0.95
Housing	Silicon
IP Rating	IP68
IK Rating	IK07
Mounting	Brackets / fixed profile / adjustable profile
Operating Temperature	-30 °C ~ +45 °C
THD	<10%
Lifespan	>50,000 Hrs (Ta=30 °C @L70)
Certificate	BIS / CE / RoHS



Spot Projector Lights

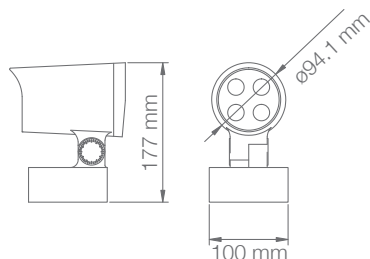
Jaquar spot projectors provide best in class optics from ultra narrow beam to wide beam. They can be surface mounted or spike mounted to meet various applications. The heavy-duty die cast aluminium housing ensures high corrosion resistance. They are also fully compatible with advance protocols such as DMX512, RDM & DALI.



JQL-SPLA012W

Features

- Structure: tough aluminium design, simple, elegant, optical UV resistance cover and lens. The color of the product housing can be customised according to requirements
- It's easy to install by fixing lamp base, 180° rotatable base and up and down 90° for all directions projection. It can be used in many kinds of outdoor engineering applications



SPECIFICATIONS

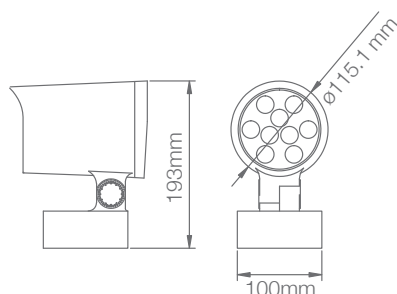
Power Consumption	12 W
Luminous Flux	60 Lm / W at 3000 K
Color Temperature	2200 K / 3000 K / 4000 K / 5700 K / RGB / RGBW
Beam Angle	6° / 10° / 15° / 25° / 30° / 45° / 60° / 90°
Input Voltage	DC24 V / AC100-277 V
Control	DMX / RDM / DALI / Remote / On-Off
Power Factor	≥0.95
Housing	Aluminium body
Cover	PMMA Lens
Dimensions	Ø94 x 100 x 177
IP Rating	IP65
IK Rating	IK07
Mounting	Surface Mount / Spike
Operating Temperature	-30 °C ~ +45 °C
THD	<10%
Lifespan	>50,000 Hrs (Ta=30 °C @L70)
Certificate	BIS / CE / RoHS



JQL-SPLA027W

Features

- Structure: tough aluminium design, simple, elegant, optical UV resistance cover and lens. The color of the product housing can be customised according to requirements
- It's easy to install by fixing lamp base, 180° rotatable base and up and down 90° for all directions projection. It can be used in many kinds of outdoor engineering applications



SPECIFICATIONS

Power Consumption	27 W
Luminous Flux	60 Lm / W at 3000 K
Color Temperature	2200 K / 3000 K / 4000 K / 5700 K / RGB / RGBW
Beam Angle	6° / 10° / 15° / 25° / 30° / 45° / 60° / 90°
Input Voltage	DC24 V / AC100-277 V
Control	DMX / RDM / DALI / Remote / On-Off
Power Factor	≥0.95
Housing	Aluminium body
Cover	PMMA Lens
Dimensions	Ø115 x 100 x 193
IP Rating	IP65
IK Rating	IK07
Mounting	Surface Mount / Spike
Operating Temperature	-30 °C ~ +45 °C
THD	<10%
Lifespan	>50,000 Hrs (Ta=30 °C @L70)
Certificate	BIS / CE / RoHS





Window Lights

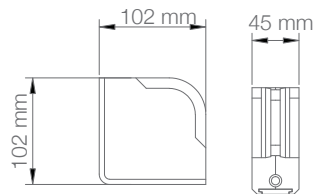
Jaquar introduces a specialized selection of window lights to meet various applications. They come with advance anti-glare technology which guarantees 0% light leakage inside the window and allows us to achieve the perfect desired effect. They are available with 180° and 360° beam options in a variety of color temperatures and are also fully compatible with advance protocols such as DMX512, RDM & DALI for control.



JQL-WNDLH006W

Features

- Structure: sturdy construction, the die casting lamp body is designed to be tough, simple. The color of the product housing can be customised according to requirements
- Original CREE chip, high brightness
- Structural water-proof, well protect the inside electrical parts, easy maintenance
- Outdoor rubber cable, available with waterproof connector, easy for installation



SPECIFICATIONS

Power Consumption	6 W
Luminous Flux	28 Lm / W at 3000 K
Color Temperature	2700 K / 3000 K / 4000 K / R / G / B
Beam Angle	3 x 180°
Input Voltage	DC24 V / 100-277 V
Control	DMX / RDM / DALI / Remote / On-Off
Power Factor	≥0.95
Housing	Aluminium body
Cover	PMMA lens
Dimensions	102 x 45 x 102
IP Rating	IP66
IK Rating	IK10
Mounting	Surface mount
Operating Temperature	-30 °C ~ +45 °C
THD	<10%
Lifespan	>50,000 Hrs (Ta=30 °C @L70)
Certificate	BIS / CE / RoHS



JQL-WNDLF006W

Features

- Structure: sturdy construction, the die casting lamp body is designed to be tough, simple. The color of the product housing can be customised according to requirements
- Original CREE chip, high brightness
- Structural water-proof, well protect the inside electrical parts, easy maintenance
- Outdoor rubber cable, available with waterproof connector, easy for installation

SPECIFICATIONS

Power Consumption	6 W
Luminous Flux	-
Color Temperature	3000 K / 4000 K / 5700 K / RGB / RGBW
Beam Angle	3x360°
Input Voltage	DC24 V / AC100-277 V
Control	DMX / RDM / DALI / Remote / On-Off
Power Factor	≥0.95
Housing	Die cast aluminium body
Cover	PC Reflector
Dimensions	L 133 x W 52 x H 85
IP Rating	IP66
IK Rating	IK10
Mounting	Surface mount
Operating Temperature	-30 °C ~ +45 °C
THD	<10%
Lifespan	>50,000 Hrs (Ta=30 °C @L70)
Certificate	BIS / CE / RoHS




JQL-WNDLF012W

Features

- Structure: sturdy construction, the die casting lamp body is designed to be tough, simple. The color of the product housing can be customised according to requirements
- Original CREE chip, high brightness
- Structural water-proof, well protect the inside electrical parts, easy maintenance
- Outdoor rubber cable, available with waterproof connector, easy for installation

SPECIFICATIONS


Power Consumption	12 W
Luminous Flux	-
Color Temperature	3000 K / 4000 K / 5700 K / RGB / RGBW
Beam Angle	5x180°
Input Voltage	DC24 V / AC100-277 V
Control	DMX / RDM / DALI / Remote / On-Off
Power Factor	≥0.95
Housing	Die cast aluminium body
Cover	PC Reflector
Dimensions	L 121 x W 40 x H 76
IP Rating	IP66
IK Rating	IK10
Mounting	Surface mount
Operating Temperature	-30 °C ~ +45 °C
THD	<10%
Lifespan	>50,000 Hrs (Ta=30 °C @L70)
Certificate	BIS / CE / RoHS



JQL-WNDLF016W

Features

- Structure: sturdy construction, the die casting lamp body is designed to be tough, simple. The color of the product housing can be customised according to requirements
- Original CREE chip, high brightness
- Structural water-proof, well protect the inside electrical parts, easy maintenance
- Outdoor rubber cable, available with waterproof connector, easy for installation



SPECIFICATIONS

Power Consumption	16 W
Luminous Flux	342 Lm (at full on mode)
Color Temperature	3000 K / 4000 K / 5700 K / R / G / B
Beam Angle	3 x 180°
Input Voltage	DC24 V / 100-277 V
Control	DMX / RDM / DALI / Remote / On-Off
Power Factor	≥0.95
Housing	Die cast aluminium body
Cover	PC Reflector
Dimensions	L 152 x W 65 x H 95
IP Rating	IP66
IK Rating	IK10
Mounting	Surface mount
Operating Temperature	-30 °C ~ +45 °C
THD	<10%
Lifespan	>50,000 Hrs (Ta=30 °C @L70)
Certificate	BIS / CE / RoHS



JQL-WNDL020W

Features

- Unobtrusive appearance design
- Strong aviation aluminium housing
- Structured design with thermoelectric separation integrated
- Definitive and impact-resistant toughened glass
- Nano-scale optical materials adopted for accurate lighting
- Varied options of efficient and precise optical lens
- Meets international standards DMX512 protocol
- High-precision vents for greater performance, increased durability, and higher reliability



SPECIFICATIONS

Power Consumption	20 W
Luminous Flux	800 Lm @4000 K
Color Temperature	2700 K / 3000 K / 4000 K / 5000 K / 5700 K / 6500 K / RGB / RGBW
Beam Angle (50% I _{max})	10 x 120°
Input Voltage	DC24 V
Protection Class IEC	III
Control	DMX / RDM / DALI / Remote / On-Off
Power Factor	≥0.95
Housing	Extruded aluminum 6063
Cover	Toughened glass
Dimensions	W 249.0 / W 60 x H 56 / W 42 x H 35.5
IP Rating	IP66
IK Rating	IK06
Mounting	Surface mount
Operating Temperature	-35 °C ~ 60 °C (-31 °F ~ 140 °F)
THD	<10%
Lifespan	>50,000 Hrs (Ta=35 °C @L70)
Certificate	BIS / CE / RoHS





Linear Inground Lights

Building on the legacy of wallwashers, Jaquar has launched the linear inground series of luminaires. They can be ground recessed to completely conceal the luminaires and create a beautiful lighting illusion. A sealed and pressure tested glass cover protects the luminaires from both walkover impact and water damage. Offering highly customizable optics and color temperatures, Jaquar aims to provide best in class solutions. They are compatible with various digital lighting control protocols for flexibility in projects.



JQL-LIGL024W

Features

- Recessed luminaire is suitable for a wide range of wall washing, accent, surface grazing applications in architectural, hospitality and retail environments
- Multiple customisation options to illuminate interior walls, exterior façades and unique architectural details. Drive-over 4000 Kg at max 40 Km/h
Designed to last in extremely harsh environments
- Intelligent dynamic, Tunable, White grazing; DMX and DALI controllable, easy to install with the integrated universal power supply and connect via combined power and data connectors

SPECIFICATIONS

Power Consumption	24 W
Luminous Flux	30 Lm / W at RGBW full output, 75 Lm / W at 3000 K
Color Temperature	2700 K / 3000 K / 4000 K / RGB / RGBW
Beam Angle	6° / 10° / 15° / 25° / 30° / 45° / 60° / 90° / 10 x 45° / 10 x 60°
Input Voltage	DC24 V
Control	DMX / RDM / DALI / Remote / On-Off
Power Factor	≥0.95
Dimensions	1003 x 50 x 92
Housing	Aluminium body
Cover	PMMA Lens
IP Rating	IP67
IK Rating	IK10
Mounting	Recessed inground
Operating Temperature	-30 °C ~ +45 °C
THD	<10%
Lifespan	>50,000 Hrs (Ta=30 °C @L70)
Certificate	BIS / CE / RoHS



JQL-LIGL036W / JQL-LIGL048W

Features

- Recessed luminaire is suitable for a wide range of wall washing, accent, surface grazing applications in architectural, hospitality and retail environments
- Multiple customisation options to illuminate interior walls, exterior façades and unique architectural details. Drive-over 4000 Kg at max 40 Km/h
Designed to last in extremely harsh environments
- Intelligent dynamic, Tunable, White grazing; DMX and DALI controllable, easy to install with the integrated universal power supply and connect via combined power and data connectors

SPECIFICATIONS

Power Consumption	36 W / 48 W
Luminous Flux	30 Lm / W at RGBW full output, 75 Lm / W at 3000 K
Color Temperature	2700 K / 3000 K / 4000 K / RGB / RGBW
Beam Angle	6° / 10° / 15° / 25° / 30° / 45° / 60° / 90° / 10 x 45° / 10 x 60°
Input Voltage	DC24 V
Control	DMX / RDM / DALI / Remote / On-Off
Power Factor	≥0.95
Dimensions	1000 x 90 x 48
Housing	Aluminium body
Cover	PMMA Lens
IP Rating	IP67
IK Rating	IK10
Mounting	Recessed inground
Operating Temperature	-30 °C ~ +45 °C
THD	<10%
Lifespan	>50,000 Hrs (Ta=30 °C @L70)
Certificate	BIS / CE / RoHS





Ground Burial Lights

Jaquar ground burials are designed to enhance architectures, they can be used in varied applications like column uplighter, tree uplighter, etc. Their glare-free design and construction ensure maximum visual comfort. A sealed and pressure tested glass cover protects the luminaires from both walkover impact and water damage. Optics provide best in class distribution from ultra narrow beam to wide beam options. They are compatible with various digital lighting control protocols for flexibility in projects.

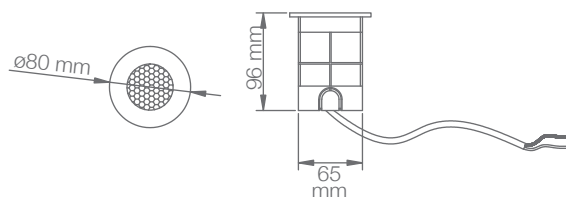
Ground Burial Lights



JQL-GBLB006W

Features

- Recessed luminaire is suitable for a wide range of wallwashing, accent, surface grazing applications in architectural, hospitality and retail environments
- Multiple customisation options to illuminate interior walls, exterior façades and unique architectural details. Drive-over 4000 Kg at max 40 Km/h. Designed to last in extremely harsh environments
- Intelligent dynamic, tunable, white grazing; DMX and DALI controllable, easy to install with the integrated universal power supply and connect via combined power and data connectors



SPECIFICATIONS

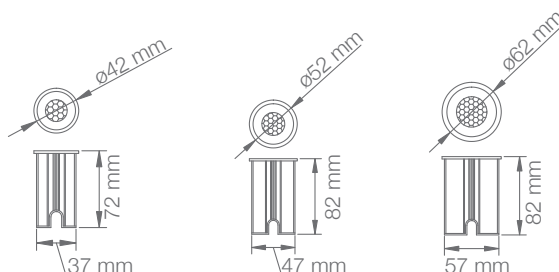
Power Consumption	6 W
Luminous Flux	80 Lm / W at 3000 K
Color Temperature	2700K / 3000K / 4000K / RGB / RGB
Beam Angle	15° / 24° / 36°
Input Voltage	AC / DC12 V / 24 V
Control	DMX / RDM / DALI / Remote / On-Off
Power Factor	≥0.95
Dimensions	ø80 x H 95
Housing	Stainless steel
Cover	Tempered glass
IP Rating	IP67
IK Rating	IK09
Mounting	Recessed inground
Operating Temperature	-30 °C ~ +45 °C
THD	<10%
Lifespan	>50,000 Hrs (Ta=30 °C @L70)
Certificate	BIS / CE / RoHS



**JQL-GBLA001W /
JQL-GBLA002W / JQL-GBLA003W**


Features

- Recessed luminaire is suitable for a wide range of wallwashing, accent, surface grazing applications in architectural, hospitality and retail environments
- Multiple customisation options to illuminate interior walls, exterior façades and unique architectural details. Drive-over 4000 Kg at max 40 Km/h. Designed to last in extremely harsh environments
- Intelligent dynamic, tunable, white grazing; DMX and DALI controllable, easy to install with the integrated universal power supply and connect via combined power and data connectors



SPECIFICATIONS

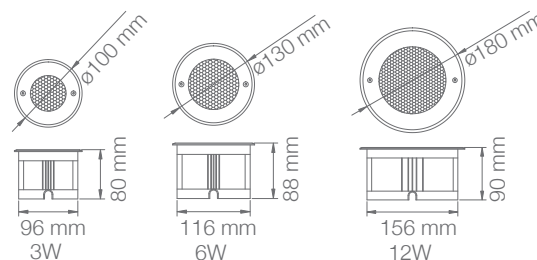
Power Consumption	1 W / 2 W / 3 W
Luminous Flux	60 Lm / W at 3000 K
Color Temperature	2700 K / 3000 K / 4000 K / RGB
Beam Angle	8° / 15° / 30° / 36° / 45° / 60° / 90°
Input Voltage	AC / DC12 V / 24 V
Control	DMX / RDM / DALI / Remote / On-Off
Power Factor	≥0.95
Dimensions	ø42 x H 72 / ø52 x H 82 / ø62 x H 82
Housing	Stainless steel
Cover	Tempered glass
IP Rating	IP67
IK Rating	IK09
Mounting	Recessed inground
Operating Temperature	-30 °C ~ +45 °C
THD	<10%
Lifespan	>50,000 Hrs (Ta=30 °C @L70)
Certificate	BIS / CE / RoHS



JQL-GBLC003W / JQL-GBLC006W / JQL-GBLC009W / JQL-GBLC012W

Features

- Recessed luminaire is suitable for a wide range of wallwashing, accent, surface grazing applications in architectural, hospitality and retail environments
- Multiple customisation options to illuminate interior walls, exterior façades and unique architectural details. Drive-over 4000 Kg at max 40 Km/h. Designed to last in extremely harsh environments
- Intelligent dynamic, tunable, white grazing; DMX and DALI controllable, easy to install with the integrated universal power supply and connect via combined power and data connectors



SPECIFICATIONS

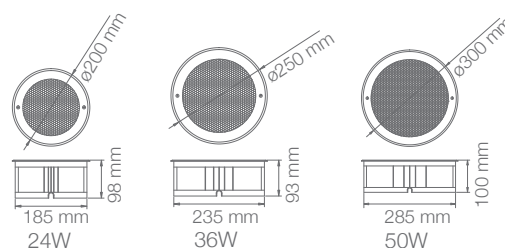
Power Consumption	3 W / 6 W / 9 W / 12 W
Luminous Flux	90 Lm / W at 3000 K
Color Temperature	2700K / 3000K / 4000K / RGB / RGBW
Beam Angle	8° / 15° / 30° / 36° / 45° / 60° / 90°
Input Voltage	DC24 V / 100-277 V
Control	DMX / RDM / DALI / Remote / On-Off
Power Factor	≥0.95
Dimensions	ø100 x H 80 / ø130 x H 85 / ø180 x H 90 / ø180 x H 90
Housing	Aluminium body + Stainless steel trim
Cover	Tempered glass
IP Rating	IP67
IK Rating	IK09
Mounting	Recessed inground
Operating Temperature	-25 °C ~ +50 °C
THD	<10%
Lifespan	>50,000 Hrs (Ta=30 °C @L70)
Certificate	BIS / CE / RoHS



JQL-GBLC018W / JQL-GBLC024W / JQL-GBLC036W / JQL-GBLC050W

Features

- Recessed luminaire is suitable for a wide range of wallwashing, accent, surface grazing applications in architectural, hospitality and retail environments
- Multiple customisation options to illuminate interior walls, exterior façades and unique architectural details. Drive-over 4000 Kg at max 40 Km/h. Designed to last in extremely harsh environments
- Intelligent dynamic, tunable, white grazing; DMX and DALI controllable, easy to install with the integrated universal power supply and connect via combined power and data connectors
- High power recessed inground LED light, fashion and beautiful appearance
- The light body used die casting aluminium, stainless steel trim, high strength toughened glass to resist the impact and friction, glare-free design brings you visual comfort



SPECIFICATIONS

Power Consumption	18 W / 24 W / 36 W / 50 W
Luminous Flux	90 Lm / W at 3000 K
Color Temperature	2700K / 3000K / 4000K / RGB / RGBW
Beam Angle	8° / 15° / 30° / 36° / 45° / 60° / 90°
Input Voltage	DC24 V / 100-277 V
Control	DMX / RDM / DALI / Remote / On-Off
Power Factor	≥0.95
Housing	Aluminium body + Stainless steel trim
Cover	Tempered glass
Dimensions	ø200 x H 90 / ø200 x H 95 / ø250 x H 95 / ø300 x H 90
IP Rating	IP67
IK Rating	IK09
Mounting	Recessed inground
Operating Temperature	-25 °C ~ +50 °C
THD	<10%
Lifespan	>50,000 Hrs (Ta=30 °C @L70)
Certificate	BIS / CE / RoHS



Flexi Wallwasher Lights

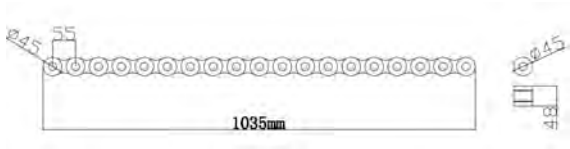
Jaquar conceived the idea of flexible wallwasher solutions to provide maximum flexibility and assist designers and architects in overcoming challenges posed by standard luminaires in various projects. It is the perfect solution for uneven surfaces whilst ensuring high performance. Offering highly customizable optics and color temperatures, Jaquar aims to provide a very unique and distinctive solution for this application. These are fully compatible with advanced protocols such as DMX512, RDM & DALI.



JQL-FWWL060W

Features


- The chain module pixel lights suit for all kinds of special-shaped lighting requirements
- Unique linked chain design, it can change the shape based on various needs
- Power supply is built in each module, can connect each other at any length
- CREE XPE light source, different beam angles available
- IP67, ideal for indoor and outdoor installation, widely used in landscape architecture like trees, rockery, garden, yards, hotel pillars and similar lighting projects



SPECIFICATIONS

Power Consumption	3 W per module
Luminous Flux	70 Lm / W at 3000 K
Color Temperature	2200K / 3000K / 4000K / 5700K / RGB / RGBW
Beam Angle	10° / 30° / 45° / 60° / 15° x 45° / 10° x 60°
Input Voltage	DC24 V
Control	DMX / RDM / DALI / Remote / On-Off
Power Factor	≥0.95
Dimensions	Ø45 x 48 per module
Housing	Aluminium body with PMMA lens and tempered glass
IP Rating	IP66
IK Rating	IK07
Mounting	Surface mount
Operating Temperature	-30 °C ~ +45 °C
THD	<10%
Lifespan	>50,000 Hrs (Ta=30 °C @L70)





Guardrail Lights

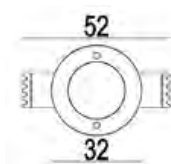
Jaquar guardrail lights and handrail lights are a unique product solution designed to be an integrated part of the rails. They come with multiple beam symmetric and asymmetric beam options and are designed with humanized anti-glare optics. They adopt the highest electrical safety parameters and work on low voltage DC with centralised power feeding.



JQL-HDRL002W

Features

- Unobtrusive appearance design
- Strong aviation aluminium housing
- Adopt the anti-theft design fixed by rotation
- Self-contained stainless steel elastic bracket
- Seamless splicing of light, with optical dark-free zone design
- Meets international standards DMX512 protocol



SPECIFICATIONS

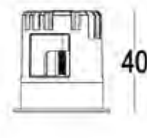
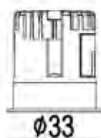
Power Consumption	2 W
Luminous Flux	150 Lm @4000 K
Color Temperature	2700 K / 3000 K / 4000 K / 5000 K / 5700 K / 6500 K
Beam Angle (50% I _{max})	50 x 80°
Input Voltage	DC24 V
Protection Class IEC	III
Control	DMX / RDM / DALI / Remote / On-Off
Power Factor	≥0.95
Dimensions	Ø32 / W 52 / W 30 / H 37.6
Housing	Die cast aluminum ADC12
Cover	PC
IP Rating	IP66
IK Rating	IK08
Mounting	Recessed
Operating Temperature	-35 °C ~ 60 °C (-31 °F ~ 140 °F)
THD	<10%
Lifespan	>50,000 Hrs (Ta=35 °C @L70)
Certificate	BIS / CE / RoHS



JQL-HDRLX02W

Features

- Unobtrusive appearance design
- Strong aviation aluminium housing
- Self-contained stainless steel elastic bracket
- Seamless splicing of light, with optical dark-free zone design
- Accurate and asymmetric optical design
- The surface is electroplated to prevent corrosion



SPECIFICATIONS

Power Consumption	2 W
Luminous Flux	130 Lm @4000 K
Color Temperature	2700 K / 3000 K / 4000 K / 5000 K / 5700 K / 6500 K
Beam Angle (50% I _{max})	55 x 70°
Input Voltage	DC24 V
Protection Class IEC	III
Control	DMX / RDM / DALI / Remote / On-Off
Power Factor	≥0.95
Dimensions	Ø37 / W 33 / H 40
Housing	Die cast aluminum ADC12
Cover	PC
IP Rating	IP66
IK Rating	IK08
Mounting	Recessed
Operating Temperature	-35 °C ~ 60 °C (-31 °F ~ 140 °F)
THD	<10%
Lifespan	>50,000 Hrs (Ta=35 °C @L70)
Certificate	BIS / CE / RoHS



JQL-GDRL036W

Features

- Unobtrusive appearance design
- Strong aviation aluminium housing
- Definitive and impact-resistant toughened glass
- Varied options of visually comfortable and precise optical lens
- Integrated extruded aluminium guardrail pipe
- High-precision vents for greater performance, increased durability, and higher reliability
- Centralised power feeding adopted and safe voltage
- Anti-glare optical design



SPECIFICATIONS

Power Consumption	36 W
Luminous Flux	3060 Lm @4000 K
Color Temperature	4000 K / 5000 K
Beam Angle (50% I _{max})	10 x 120°
Input Voltage	DC24 V / AC100-240 V 50 / 60 Hz
Protection Class IEC	III / I
Control	DMX / RDM / DALI / Remote / On-Off
Power Factor	≥0.95
Dimensions	W 2250 / W 1500 / Ø112 / Ø130 / Ø1106 / W 150 / H 315
Housing	Extruded aluminum 6063
Cover	Toughened glass
IP Rating	IP66
IK Rating	IK06
Mounting	Adjustable bracket
Operating Temperature	-35 °C ~ 60 °C (-31 °F ~ 140 °F)
THD	<10%
Lifespan	>50,000 Hrs (Ta=35 °C @L70)
Certificate	BIS / CE / RoHS



Trunking Lights

Jaquar trunking lights have a seamless body and invisible connector design for beautiful aesthetics and are designed to create an even and soothing lighting effect. Ensuring very high efficiency parameters of up to 150 Lm / W and anti-glare technology allows for UGR<19 compliance. The housing has been specially designed to allow for very effective heat dissipation given the 24 hour usage application. Push buttons provided on the fixtures are another unique feature which allows for easy and convenient installation and maintenance.



JQL-TRL035W

Features

- Robust design: tough body makes sure good heat dissipation, IP65, design, surface mounted and suspension mounted ,ensures fixtures to meet different lighting applications
- Best-in-class performance: 150 Lm / W at 4000K light output, UGR<19, glare-free
- Seamless connection: seamless body and invisible connector design creates even lighting effect
- Easy Maintenance: Push and Pull button on the fixture, easy and convenient installation and maintenance

SPECIFICATIONS	
Power Consumption	35 W
Luminous Flux	150 Lm / W at 4000 K
Color Temperature	2700 K / 3000 K / 4000 K / 5000 K / 6500 K
Beam Angle	120°
Input Voltage	AC100-277 V
Protection Class	-
Control	DMX / RDM / DALI / Remote / On-Off
Power Factor	≥0.95
Dimensions	L 1200 × W 55 × H 86.4
Housing	Aluminium body with PMMA cover
Net Weight	0.6Kg
IP Rating	IP66
IK Rating	IK06
Mounting	Surface mount with adjustable bracket
Operating Temperature	-30 °C ~ +45 °C
THD	<10%
Lifespan	>50,000 Hrs (Ta=30 °C @L70)
Certificate	BIS / CE / RoHS





Underwater Lights

Jaquar underwater lights are designed with a high quality 304/316 stainless steel housing which allows for longer life in both fresh water as well as salt water. Their superior anti-corrosion and anti-rust properties make them ideal for the water landscape projects. Luminaires have been designed with a high precision waterproof silicon ring to protect their IP68 structure. They are compatible with various digital lighting control protocols for flexibility in projects.

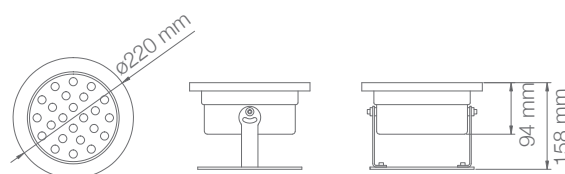
Underwater Lights



JQL-UWLB006W / JQL-UWLB009W / JQL-UWLB012W / JQL-UWLB018W / JQL-UWLB024W / JQL-UWLB036W

Features

- High quality 304 stainless steel material housing
- Long lasting in fresh water and sea water
- Good anti-corrosion and anti-rust performance in the water landscape project
- Highly efficient CREE LED chips and OSRAM 4-in-1 LED chips for RGBW light
- 1.5 meters UL certified cable for easy installation. Length can be customised
- High precision water-proof silicon ring for the IP68 structure water-proof



SPECIFICATIONS

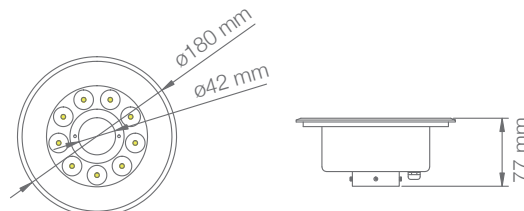
Power Consumption	6 W / 9 W / 12 W / 18 W / 24 W / 36 W
Luminous Flux	75 Lm/W at 3000 K
Color Temperature	2700 K / 3000 K / 4000 K / 5700 K / RGB / RGBW
Beam Angle	10° / 15° / 30° / 45° / 60° / 90°
Input Voltage	AC100-240 V / DC24 V
Protection Class	IK07
Control	DMX / RDM / DALI / Remote / On-Off
Power Factor	≥0.95
Housing	stainless steel body
Cover	Tempered glass
Dimensions	Ø115 x H 145 / Ø158 x H 150 / Ø193 x H 200 / Ø215 x H 215 / Ø238 x H 250
IP Rating	IP68
IK Rating	IK07
Mounting	Surface mount with adjustable bracket
Operating Temperature	-30 °C ~ +45 °C
THD	<10%
Lifespan	>50,000 Hrs (Ta= 30 °C @L70)
Certificate	BIS / CE / RoHS



JQL-UWLA006W / JQL-UWLA009W / JQL-UWLA012W / JQL-UWLA015W / JQL-UWLA018W

Features

- High quality 304 stainless steel material housing
- Long lasting in fresh water and sea water
- Good anti-corrosion and anti-rust performance in the water landscape project
- Highly efficient CREE LED chips and OSRAM 4-in-1 LED chips for RGBW light
- 1.5 meters UL certified cable for easy installation. Length can be customised
- High precision water-proof silicon ring for the IP68 structure water-proof



SPECIFICATIONS

Power Consumption	6 W / 9 W / 12 W / 15 W / 18 W
Luminous Flux	75 Lm/W at 3000 K
Color Temperature	2700 K / 3000 K / 4000 K / 5700K / RGB / RGBW
Beam Angle	10° / 15° / 30° / 45° / 60° / 90°
Input Voltage	AC100-240 V / DC24 V
Protection Class	IK07
Control	DMX / RDM / DALI / Remote / On-Off
Power Factor	≥0.95
Housing	Stainless steel body
Cover	Tempered glass
Dimensions	Ø150 x H 76 / Ø170 x H 76 / Ø180 x H 76 / Ø210 x H 76 / Ø230 x H 76 / Ø250 x H 76
IP Rating	IP68
IK Rating	IK07
Mounting	Surface mount with adjustable bracket
Operating Temperature	-30 °C ~ +45 °C
THD	<10%
Lifespan	>50,000 Hrs (Ta=30 °C @L70)
Certificate	BIS / CE / RoHS





Chandeliers

There are a few bigger statements of luxury in an indoor space than a sparkling chandelier. Discover a grand centrepiece for your indoor space in Jaquar's range of chandeliers.

- Our chandeliers, a fusion of class and quality, are made with lead-free Asfour Almaaza crystals of high-precision cut, clarity, colour, and shape, from some of the world's best crystal manufacturers.
- We use mainly brass in the frame of our chandeliers, which come with a 7 year to 10 year warranty on the plating – ranging from 24K Gold to Chrome, Antique Brass and Copper.
- With the fabrication and plating of chandeliers being done in-house, Jaquar is one of the leading brands of India with its own production facility for crystal chandeliers.
- Available in classic and contemporary styles, reflecting traditional grace or modern elegance, our chandeliers range from 3-head to 24-head designs, with suspended or ceiling-mounted options.
- In fact, apart from the extensive choice, Jaquar Lighting also offers a unique customisation option in Crystal chandeliers - you can redesign, mix and match, and even ask to increase or reduce the crystals used in the chandeliers you select.

But no matter which chandelier you choose from Jaquar, it'll definitely have the power to be the cynosure of all eyes in the room.

Content

CHANDELIERS WITH SHADES

Octans	70
Ara	71
Carina	72
Ursa	73

TIERED CANDLE CHANDELIERS

Pictor	76
Antlia	77
Apus	78
Pollux	79
Mensa	80
Vela	81
Grandiose	82
Meridian	83
Gondola	84
Celeste	85
Celosia	86
Trillium	87
Centaurus	88
Circinus	89
Cassia	90
Wisteria	91
Pegasus	92
Bergenia	93
Phoenix	94
Selene	95
Lantana	96

CONCEALED LIGHT CHANDELIERS

Sirius	100
Nobella	101
Grapewine	102
Honey comb	103
Lancia	104
Lancia	105
Galaxy	106
Cosmos	107
Supernova	108
Digest	109
Cairn	110
Nimbus	111
Starling	112
Starling	113
Orion	114

MODERN CHANDELIERS

Lepus	118
Nebula	119
Arcturus	120
Nova	121
Umbra	122
Norma	123
Canis	124
Lynx	125
Crux	126
Auriga	127

MINIMALISTIC CHANDELIERS

Tortile	130
Saggita	131

WALL LAMPS

Arena	134
Trident	134
Tulipz	135
Exalta	135
Trident Gold	136
Celestia Pearl	136
Volans	137





Chandeliers with Shades

Perfect for making the light source in the room discrete, a chandelier with shades works even better when paired with drapery that matches the colour and texture of the shades in the chandelier.



Octans

Asfour Almaaza

Product code: CHL-ABR-ASOCT0095430C

Color:	Bronze
Material:	Zinc alloy and fabric shade
No. of heads:	5+10+15
Cap type:	E14
Wattage:	30 x 4 W LED
Dimension (mm):	Ø 1500 x H 1850
Weight (Kg):	115
No. of boxes for one product:	6



Ara

Asfour Almaaza

Product code: CHL-ABR-CHL00954005

Color:	Bronze
Material:	Copper, bronze and fabric
No. of heads:	4+8+12
Cap type:	E14
Wattage:	24 x 4 W LED
Dimension (mm):	Ø 1260 x H 1400
Weight (Kg):	59
No. of boxes for one product:	6
Premium fabric shade	



Carina

Asfour Almaaza

Product code: CHL-SKG-ASCARL0095436C

Color:	SK gold
Material:	Zinc alloy and fabric shade
No. of heads:	6+12+18
Cap type:	E14
Wattage:	36 x 4 W LED
Dimension (mm):	Ø 1530 x H 2300
Weight (Kg):	177
No. of boxes for one product:	9



Ursa

Product code: CHL-SKG-14844X15C

Color:	Gold finish
Material:	Zinc alloy and fabric shade
No. of heads:	15
Cap type:	E14
Wattage:	15 x 4 W LED
Dimension (mm):	Ø 1000 x H 600
Weight (Kg):	20
No. of boxes for one product:	1



Tiered Candle Chandeliers

A tiered candle-chandelier like this one is the perfect way to accentuate a room's traditional elegance. Reminiscent of real candle chandeliers from many centuries ago, that were lowered, lit and then pulled up by rope, the unmasked light source allows the crystals underneath to sparkle with greater intensity.



Pictor

Asfour Almaaza

Product code: CHL-SKG-ASPIC0095430C

Color:	SK gold
Material:	Zinc alloy with jade
No. of heads:	5+10+15
Cap type:	E14
Wattage:	30 x 4 W LED
Dimension (mm):	Ø 1450 x H 2100
Weight (Kg):	110
No. of boxes for one product:	13



Antlia

Asfour Almaaza

Product code: CHL-SLV-ASANT0095424C

Color:	Silver
Material:	Copper and glass
No. of heads:	8+16
Cap type:	E14
Wattage:	24 x 4 W LED
Dimension (mm):	Ø 1230 x H 1100
Weight (Kg):	115
No. of boxes for one product:	3



Apus

Asfour Almaaza

Product code: CHL-GLD-ASAPU0095451C

Color:	Bronze
Material:	Copper with natural jade
No. of heads:	6+10+15+20
Cap type:	E14
Wattage:	51 x 4 W LED
Dimension (mm):	Ø 1900 x H 2800
Weight (Kg):	340
No. of boxes for one product:	16



Pollux

Asfour Almaaza

Product code: CHL-ABR-ASPOL0095443C

Color:	Bronze
Material:	Zinc alloy and bobèche glass
No. of heads:	6+8+10+19+5
Cap type:	E14
Wattage:	48 x 4 W LED
Dimension (mm):	Ø 1600 x H 2300
Weight (Kg):	212
No. of boxes for one product:	6



Mensa

Asfour Almaaza

Product code: CHL-GLD-ASMEN0095456C

Color:	Gold
Material:	Copper with natural pink jade
No. of heads:	8+12+16+20
Cap type:	E14
Wattage:	56 x 4 W LED
Dimension (mm):	Ø 2260 x H 3000
Weight (Kg):	450
No. of boxes for one product:	13
24K gold used for perfect finish	



Vela

Asfour Almaaza

Product code: CHL-SKG-ASVEL09540636C

Color:	SK gold
Material:	Zinc alloy with natural pink jade
No. of heads:	6+12+18
Cap type:	E14
Wattage:	36 x 4 W LED
Dimension (mm):	Ø 1550 x H 2110
Weight (Kg):	166
No. of boxes for one product:	8



Grandiose

Asfour Almaaza

Gold

Product code: CHL-GLD-AS110212

Chrome

Product code: CHL-CHR-AS110212

Color:	Gold and chrome
Material:	Brass casting
No. of heads:	12
Cap type:	E14
Wattage:	12 x 4 W LED
Dimension (mm):	Ø 850 x H 560
Weight (Kg):	18
No. of boxes for one product:	1



Meridian

Asfour Almaaza

Gold

Product code: CHL-GLD-AS20918

Chrome

Product code: CHL-CHR-AS20918B

Color:	Gold and chrome
Material:	Brass casting
No. of heads:	18
Cap type:	E14
Wattage:	18 x 4 W LED
Dimension (mm):	Ø 1050 x H 560
Weight (Kg):	20
No. of boxes for one product:	1



Gondola

Asfour Almaaza

Gold

Product code: CHL-GLD-AS2028A

Chrome

Product code: CHL-CHR-AS2028A

Color:	Gold and chrome
Material:	Brass casting
No. of heads:	8
Cap type:	E14
Wattage:	8 x 4 W LED
Dimension (mm):	Ø 700 x H 430
Weight (Kg):	12
No. of boxes for one product:	1



Celeste

Asfour Almaaza

Gold

Product code: CHL-GLD-AS93112A

Chrome

Product code: CHL-CHR-AS93112A

Color:	Gold and chrome
Material:	Brass
No. of heads:	6+6
Cap type:	E14 and E27
Wattage:	12 x 4 W LED
Dimension (mm):	Ø 630 x H 930
Weight (Kg):	21
No. of boxes for one product:	2



Celosia

Asfour Almaaza

Product code: CHL-SLV-ASCEL716510C

Color:	Silver (Real)
Material:	Copper and bobèche glass
No. of heads:	10
Cap type:	E14
Wattage:	10 x 4 W LED
Dimension (mm):	Ø 1000 x H 885
Weight (Kg):	60
No. of boxes for one product:	1
Real silver used for perfect finish	



Trillium

Asfour Almaaza

Product code: CHL-GLD-ASTRISYY15730C

Color:	Gold
Material:	Copper and bobèche glass
No. of heads:	5+10+15
Cap type:	E14
Wattage:	30 x 4 W LED
Dimension (mm):	Ø 1500 x H 2120
Weight (Kg):	175
No. of boxes for one product:	6
24K gold used for perfect finish	



Centaurus

Asfour Almaaza

Product code: CHL-GLD-ASCEL1771230C

Colour:	Gold
Material:	Zinc alloy with natural jade
No. of heads:	15+10+5
Cap type:	E14
Wattage:	30 x 4 W LED
Dimension (mm):	Ø 1470 x H 1900
Weight (Kg):	160
No. of boxes for one product:	7



Circinus

Asfour Almaaza

Product code: CHL-GLD-ASCIR1780218C

Color:	Gold
Material:	Zinc alloy with natural jade
No. of heads:	12+6
Cap type:	E14
Wattage:	18 x 4 W LED
Dimension (mm):	Ø 1150 x H 1000
Weight (Kg):	65
No. of boxes for one product:	3



Cassia

Asfour Almaaza

Product code: CHL-GLD-ASCAS178027C

Color:	Gold
Material:	Zinc alloy with natural jade
No. of heads:	70
Cap type:	E14
Wattage:	70 x 4 W LED
Dimension (mm):	Ø 2000 x H 3100
Weight (Kg):	350
No. of boxes for one product:	15



Wisteria

Asfour Almaaza

Product code: CHL-BRS-ASWISSYY0170C

Color:	Bronze
Material:	Zinc alloy and marble
No. of heads:	6+12+18+12+24+8
Cap type:	E14
Wattage:	80 x 4 W LED
Dimension (mm):	Ø 2330 x H 3300
Weight (Kg):	300
No. of boxes for one product:	17



Pegasus

Asfour Almaaza

Product code: CHL-GLD-ASPEG173918C

Color:	Gold
Material:	Zinc alloy with natural jade
No. of heads:	12+6
Cap type:	E14
Wattage:	18 x 4 W LED
Dimension (mm):	Ø 1160 x H 690
Weight (Kg):	50
No. of boxes for one product:	3



Bergenia

Asfour Almaaza

Product code: CHL-GLD-ASBER1739536C

Color:	Gold
Material:	Zinc alloy and glass
No. of heads:	6+15+10+5
Cap type:	E14
Wattage:	36 x 4 W LED
Dimension (mm):	Ø 1500 x H 2350
Weight (Kg):	118
No. of boxes for one product:	6



Phoenix

Asfour Almaaza

Product code: CHL-GLD-ASPHOSYA65032C

Color:	Gold
Material:	Copper with natural jade
No. of heads:	6+10+16
Cap type:	E14
Wattage:	32 x 4 W LED
Dimension (mm):	Ø 1550 x H 1920
Weight (Kg):	205
No. of boxes for one product:	9
18K gold used for perfect finish	



Selene

Asfour Almaaza

Product code: CHL-SLV-ASSEL716530C

Color:	Silver (Real)
Material:	Copper and bobèche glass
No. of heads:	5+10+15
Cap type:	E14
Wattage:	30 x 4 W LED
Dimension (mm):	Ø 1460 x H 1900
Weight (Kg):	198
No. of boxes for one product:	4
Real silver used for perfect finish	



Lantana

Asfour Almaaza

Product code: CHL-GLD-ASLANSY66031C

Color:	Gold
Material:	Copper with natural jade
No. of heads:	15+10+6
Cap type:	E14
Wattage:	31 x 4 W LED
Dimension (mm):	Ø 1460 x H 2290
Weight (Kg):	180
No. of boxes for one product:	7
18K gold used for perfect finish	





Concealed Light Chandeliers

A complete creation in crystal, the opulence of chandeliers like these demand décor that's no less magnificent. Concealing the light source within allows the crystals to appear as if they are the light source themselves – a multitude of little suns scattering beautiful rays around the room.



Sirius

Asfour Almaaza

Gold

Product code: CHL-GLD-AS11063XB

Chrome

Product code: CHL-CHR-AS11063XB

Color:	Gold and chrome
Material:	Brass
No. of heads:	27
Cap type:	E14
Wattage:	27 x 4 W LED
Dimension (mm):	Ø 1066 x H 2743
Weight (Kg):	55
No. of boxes for one product:	2



Nobella

Asfour Almaaza

Gold

Product code: CHL-GLD-AS1009

Chrome

Product code: CHL-CHR-AS1009

Color:	Gold and chrome
Material:	Brass
No. of heads:	12
Cap type:	E14
Wattage:	12 x 4 W LED
Dimension (mm):	Ø 610 x H 920
Weight (Kg):	20.5
No. of boxes for one product:	2



Grapewine

Asfour Almaaza

Gold

Product code: CHL-GLD-AS4032

Chrome

Product code: CHL-CHR-AS4032

Color:	Gold and chrome
Material:	Brass
No. of heads:	8
Cap type:	E27
Wattage:	8 x 4 W LED
Dimension (mm):	Ø 600 x H 380
Weight (Kg):	16
No. of boxes for one product:	1



Honey Comb

Asfour Almaaza

Gold

Product code: CHL-GLD-AS4031A

Chrome

Product code: CHL-CHR-AS4031A

Color:	Gold and chrome
Material:	Brass
No. of heads:	6
Cap type:	E27
Wattage:	6 x 4 W LED
Dimension (mm):	Ø 550 x H 510
Weight (Kg):	17
No. of boxes for one product:	1



Lancia

Asfour Almaaza

Gold

Product code: CHL-GLD-AS8051B

Chrome

Product code: CHL-CHR-AS8051B

Color:	Gold and chrome
Material:	Brass casting
No. of heads:	4
Cap type:	E14
Wattage:	4 x 4 W LED
Dimension (mm):	Ø 400 x H 180
Weight (Kg):	4.5
No. of boxes for one product:	1



Lancia

Asfour Almaaza

Gold

Product code: CHL-GLD-AS8051D25

Chrome

Product code: CHL-CHR-AS8051D25

Color:	Gold and chrome
Material:	Brass casting
No. of heads:	3
Cap type:	E14
Wattage:	3 x 4 W LED
Dimension (mm):	Ø 250 x H 200
Weight (Kg):	2
No. of boxes for one product:	1



Galaxy

Asfour Almaaza

Gold

Product code: CHL-GLD-AS11025

Chrome

Product code: CHL-CHR-AS11025

Color:	Chrome and gold
Material:	Brass
No. of heads:	NA
Cap type:	NA
Wattage:	120 W LED
Dimension (mm):	Ø 914 x H 330
Weight (Kg):	25
No. of boxes for one product:	1



Cosmos

Asfour Almaaza

Gold

Product code: CHL-GLD-AS11021

Chrome

Product code: CHL-CHR-AS11021

Color:	Chrome and gold
Material:	Brass
No. of heads:	NA
Cap type:	NA
Wattage:	60 W LED
Dimension (mm):	Ø 600 x H 90
Weight (Kg):	12
No. of boxes for one product:	1



Supernova

Asfour Almaaza

Gold

Product code: CHL-GLD-AS11028

Chrome

Product code: CHL-CHR-AS11028

Color:	Chrome and gold
Material:	Brass
No. of heads:	NA
Cap type:	NA
Wattage:	105 W LED
Dimension (mm):	L 533 x W 533 x H 450
Weight (Kg):	18
No. of boxes for one product:	1



Digest

Asfour Almaaza

Gold

Product code: CHL-GLD-AS11015

Chrome

Product code: CHL-CHR-AS11015

Color:	Chrome and gold
Material:	Brass
No. of heads:	12
Cap type:	E14
Wattage:	12 x 4 W LED
Dimension (mm):	Ø 820 x H 300
Weight (Kg):	35
No. of boxes for one product:	1



Cairn

Asfour Almaaza

Gold

Product code: CHL-GLD-AS11060

Chrome

Product code: CHL-CHR-AS11060

Color:	Chrome and gold
Material:	Brass
No. of heads:	14
Cap type:	E14
Wattage:	14 x 4 W LED
Dimension (mm):	Ø 600 x H 1220
Weight (Kg):	35
No. of boxes for one product:	1



Nimbus

Asfour Almaaza

Gold

Product code: CHL-GLD-AS689

Chrome

Product code: CHL-CHR-AS689

Color:	Gold and chrome
Material:	Brass
No. of heads:	6
Cap type:	E14
Wattage:	6 x 4 W LED
Dimension (mm):	Ø 400 x H 900
Weight (Kg):	8
No. of boxes for one product:	1



Starling

Asfour Almaaza

Gold

Product code: CHL-GLD-AS80881B

Chrome

Product code: CHL-CHR-AS80881B

Color:	Gold and chrome
Material:	Brass casting
No. of heads:	4
Cap type:	E14
Wattage:	4 x 4 W LED
Dimension (mm):	Ø 500 x H 180
Weight (Kg):	6
No. of boxes for one product:	1



Starling

Asfour Almaaza

Gold

Product code: CHL-GLD-AS8088B

Chrome

Product code: CHL-CHR-AS8088B

Color:	Gold and chrome
Material:	Brass casting
No. of heads:	3
Cap type:	E14
Wattage:	3 x 4 W LED
Dimension (mm):	Ø 330 x H 140
Weight (Kg):	4.5
No. of boxes for one product:	1



Orion

Asfour Almaaza

Product code: CHL-GLD-AS2038BCAG

Color:	Gold/Black powder
Material:	Brass/Asfour Crystal/MS
No. of heads:	8
Cap type:	E14
Wattage:	8 x 4 W LED
Dimension (mm):	D 660 x H 1200
Weight (Kg):	10
No. of boxes for one product:	2





Modern Chandeliers

Representing the evolution of chandeliers, rectilinear and curved forms of chandeliers question traditional outlines and pay tribute to the more functional forms seen in architecture of the 20th century. Ideal for interiors where modern lines and newer, man-made materials are chosen.



Lepus

Asfour Almaaza

Gold

Product code: CHL-GLD-AS40510X2

Chrome

Product code: CHL-CHR-AS40510X2

Color:	Gold and chrome
Material:	Brass
No. of heads:	12
Cap type:	G9
Wattage:	12 x 3 W LED
Dimension (mm):	L 1066 x W 381 x H 304
Weight (Kg):	20
No. of boxes for one product:	1



Nebula

Asfour Almaaza

Gold

Product code: CHL-GLD-AS11058/3

Chrome

Product code: CHL-CHR-AS11058/3

Color:	Gold and chrome
Material:	Brass
No. of heads:	NA
Cap type:	NA
Wattage:	225 W LED
Dimension (mm):	L 1460 x W 457 x H 457
Weight (Kg):	30
No. of boxes for one product:	1



Arcturus

Asfour Almaaza

Gold

Product code: CHL-GLD-AS11065

Chrome

Product code: CHL-CHR-AS11065

Color:	Gold and chrome
Material:	Brass
No. of heads:	NA
Cap type:	NA
Wattage:	150 W LED
Dimension (mm):	L 1053 x W 600 x H 600
Weight (Kg):	28
No. of boxes for one product:	1



Nova

Asfour Almaaza

Gold

Product code: CHL-GLD-DROP11066

Chrome

Product code: CHL-CHR-DROP11066

Color:	Gold and chrome
Material:	Brass and glass
No. of heads:	8
Cap type:	E14
Wattage:	8 x 4 W LED
Dimension (mm):	L 1219 x W 457 x H 600
Weight (Kg):	20
No. of boxes for one product:	1
Available in mouth blown drop glass only	



Umbra

Asfour Almaaza

Gold

Product code: CHL-GLD-AS9111

Chrome

Product code: CHL-CHR-AS9111

Color:	Gold and chrome
Material:	Brass
No. of heads:	1
Cap type:	E14
Wattage:	1 x 4 W LED
Dimension (mm):	Ø 250 x H 260
Weight (Kg):	1.5
No. of boxes for one product:	1



Norma

Gold

K9

Product code: CHL-GLD-MD177218009

Color:	Gold
Material:	MS
No. of heads:	9
Cap type:	E14
Wattage:	9 x 4 W LED
Dimension (mm):	Ø 800 x H 375
Weight (Kg):	30
No. of boxes for one product:	1
Available in K9 crystals only	



Canis

Asfour Almaaza

Gold

Product code: CHL-GLD-AS11003

Chrome

Product code: CHL-CHR-AS11003

Color:

Chrome and gold

Material:

Brass

No. of heads:

7

Cap type:

G9

Wattage:

7 x 3 W LED

Dimension (mm):

Ø 457 x H 200

Weight (Kg):

8

No. of boxes for one product:

1



Lynx

Asfour Almaaza

Product code: CHL-BLK-GLS11042X70CM

Color:	Black chrome
Material:	Brass/Rock glass
No. of heads:	N/A
Cap type:	LED strip
Wattage:	15 W LED
Dimension (mm):	Ø 600 x H 195
Weight (Kg):	12
No. of boxes for one product:	1




Crux

Asfour Almaaza

Product code: CHL-CHR-AS11059X3R

Color:	Chrome
Material:	Brass and asfour crystals
No. of heads:	3
Cap type:	LED strip
Wattage:	75 W LED
Dimension (mm):	L 380 x W 380 x H 1500
Weight (Kg):	21
No. of boxes for one product:	1



Auriga

Asfour Almaaza

Product code: CHL-BLK-K9CUBE10X10

Color:	Black nickel finished
Material:	Brass and K9 crystals
No. of heads:	1
Cap type:	LED strip
Wattage:	45 W LED
Dimension (mm):	L 360 x H 450
Weight (Kg):	13.800
No. of boxes for one product:	1



Minimalistic Chandeliers

Pushing the boundaries of the definition of chandeliers, iconic pieces like these are carefully designed to achieve the maximum effect with a minimum of elements. Accepting the challenge of today's minimalistic design aesthetic, pieces like this embody the concept of 'less is more'



Tortile

Asfour Almaaza

Gold

Product code: CHL-GLD-AS11037

Chrome

Product code: CHL-CHR-AS11037

Color:

Chrome and gold

Material:

Brass

No. of heads:

5

Cap type:

Spot light

Wattage:

5 x 2 W LED

Dimension (mm):

Ø 360 x H 800

Weight (Kg):

8

No. of boxes for one product: 1



Saggita

Asfour Almaaza

Product code: CHL-CHR-AS600X335X2

Color:	Chrome
Material:	Brass/Asfour crystal
No. of heads:	3 tier
Cap type:	LED strip
Wattage:	60 W LED
Dimension (mm):	L 600 x W 475 x H 335
Weight (Kg):	18
No. of boxes for one product:	1



Wall Lamps

Take a look at the brilliant new ideas from Jaquar for ambient room illumination. From timeless elegance to quirky design and artful expression, there's wall light for every need here.



Arena

Asfour Almaaza

Gold

Product code: WBR-GLD-AS20W

Chrome

Product code: WBR-CHR-AS20SW

Color:	Chrome and gold
Material:	Brass and bobèche glass
No. of heads:	2
Cap type:	E14
Wattage:	2 x 4 W LED
Dimension (mm):	L 270 x W 190 x H 250
Weight (Kg):	1.3
No. of boxes for one product:	1



Trident

Asfour Almaaza

Gold

Product code: WBR-GLD-AS9118

Chrome

Product code: WBR-CHR-AS9118

Color:	Chrome and gold
Material:	Brass and bobèche glass
No. of heads:	2
Cap type:	E14
Wattage:	2 x 4 W LED
Dimension (mm):	L 250 x W 160 x H 270
Weight (Kg):	1.5
No. of boxes for one product:	1



Tulipz

Asfour Almaaza

Gold

Product code: WBR-GLD-AS7771

Chrome

Product code: WBR-CHR-AS7771

Color:	Chrome and gold
Material:	Brass
No. of heads:	1
Cap type:	GU5.3 / 12 V
Wattage:	1 x 35 W LED
Dimension (mm):	L 130 x W 140 x H 500
Weight (Kg):	1.5
No. of boxes for one product:	1



Exalta

Asfour Almaaza

Gold

Product code: WBR-GLD-AS98181

Chrome

Product code: WBR-CHR-AS98181

Color:	Chrome and gold
Material:	Brass and bobèche glass
No. of heads:	1
Cap type:	E14
Wattage:	1 x 4 W LED
Dimension (mm):	L 100 x W 180 x H 280
Weight (Kg):	1
No. of boxes for one product:	1



Trident Gold

Asfour Almaaza

Gold

Product code: WBR-GLD-AS98182

Chrome

Product code: WBR-CHR-AS98182

Color:	Gold and chrome
Material:	Brass
No. of heads:	2
Cap type:	E14
Wattage:	2 x 4 W LED
Dimension (mm):	L 300 x W 180 x H 280
Weight (Kg):	1.5
No. of boxes for one product:	1



Celestia Pearl

Asfour Almaaza

Gold

Product code: WBR-GLD-AS96069

Chrome

Product code: WBR-CHR-AS96069

Color:	Gold and chrome
Material:	Brass
No. of heads:	2
Cap type:	E 14
Wattage:	2 x 4 W LED
Dimension (mm):	L 260 x W 130 x H 240
Weight (Kg):	1.5
No. of boxes for one product:	1



Volans

Gold

Product code: WBR-GLD-5057

Chrome

Product code: WBR-CHR-5057

Color:	Chome and gold
Material:	Brass
No. of heads:	NA
Cap type:	LED strip
Wattage:	9 W
Dimension (mm):	L 110 x W 75 x H 290
Weight (Kg):	0.4
No. of boxes for one product:	1
Available in twist glass tube	



Decorative Lights

Jaquar decorative lighting collection combines the very best of global design and craftsmanship in an impressively large range of designs and shapes. Jaquar range of products in the Decorative category includes Chandeliers, Pendant lights, Wall and Ceiling mounted lights, Table lamps and Floor lamps, and even Aqua lights for use in bathrooms.

Within each type of light too, there's one for every preference. Pendant lights are available in single or multiple heads with suspended or ceiling mounted options. Ceiling lights are available in standalone, single tier, 2 tier and 3 tier variants with Chrome, White, or Rose Gold finishes with Metal and Glass options. Our innovative range of LED wall lights are available in standalone, single head, 2 head and 3 head variants with matching chandeliers.

For enhancing the ambience of interiors, choose from our trendsetting table lamps that are available in Chrome, Glass, Wood and Metallic finishes with fabric or PVC shades. Similar options are available in our Floor lamps too, which are distinctive and contemporary.

For use in moist environments like bathrooms, Jaquar Aqua lights feature Chrome finish and Ingress Protection (IP) 44 rating.

Unless otherwise specified, all Jaquar lighting products are built with the flexibility to be compatible with not just LED lamps but CFL and GLS lamps too.

Content

DECORATIVE LIGHTS


Ceiling Lights	141
Floor Lamps	181
Table Lamps	191
Wall Lights	205
Bath (Aqua) Lights	225





Ceiling Lights

To meet the sophisticated design requirements of ceiling lighting, Jaquar offers a vast repertoire to choose from. Discover some of the most alluring models from our latest collection.



JES-CHR-MD400500618C

Description: 1 Tier metal string with chrome finish ceiling light

Fixture Height: 1500

Standard Packaging Box: 1

Net Weight (Kg): 18

Lamp: G9 LED 4 W x 8

L	W	D	H
680	1500		



JES-CHR-MD400500654C

Description: 3 Tier metal string with chrome finish ceiling light

Fixture Height: 2500


Standard Packaging Box: 1

Net Weight (Kg): 38

Lamp: G9 LED 4 W x 24

L	W	D	H
680	2500		

Ceiling Lights



JES-CHR-MD400500636C

Description: 2 Tier metal string with chrome finish ceiling light

Fixture Height: 1700

Standard Packaging Box: 1

Net Weight (Kg): 32

Lamp: G9 LED 4 W x 16

L	W	D	H
680	1700		



JES-RDG-MD400500654C

Description: 3 Tier metal string with rose gold finish ceiling light


Fixture Height: 2500

Standard Packaging Box: 1

Net Weight (Kg): 38

Lamp: G9 LED 4 W x 24

L	W	D	H
680	2500		



JES-RDG-MD400500636C

Description: 2 Tier metal string with rose gold finish ceiling light

Fixture Height: 1700

Standard Packaging Box: 1

Net Weight (Kg): 32

Lamp: G9 LED 4 W x 16

L	W	D	H
680	1700		



JES-RDG-MD400500618C

Description: 1 Tier metal string with rose gold finish ceiling light

Fixture Height: 1500

Standard Packaging Box: 1

Net Weight (Kg): 18

Lamp: G9 LED 4 W x 8

L	W	D	H
680	1500		



KCH-CHR-MD80473A

Description: 3 Light cone shaped with chrome finish ceiling light

Fixture Height: 1000

Standard Packaging Box: 1

Net Weight (Kg): 1.5

Lamp: E14 LED 4 W x 3

L	W	D	H
600			1000

KCH-CHR-MD80476A

Description: 6 Light cone shaped with chrome finish ceiling light

Fixture Height: 1000

Standard Packaging Box: 1

Net Weight (Kg): 2.6

Lamp: E14 LED 4 W x 6

L	W	D	H
650			1000



Ceiling Lights



JES-CHR-MX81366B

Description: 6 Light star shape glass tube with chrome finish ceiling light

Fixture Height: 225

Standard Packaging Box: 1

Net Weight (Kg): 9.2

Lamp: G9 LED 4 W x 6

L	W	D	H
450			225



JES-CHR-MX81368A

Description: 8 Light star shape glass tube with chrome finish ceiling light

Fixture Height: 225

Standard Packaging Box: 1

Net Weight (Kg): 11

Lamp: G9 LED 4 W x 8

L	W	D	H
430	430		225



JES-CHR-MX81364B

Description: 4 Light star shape glass tube with chrome finish ceiling light

Fixture Height: 225

Standard Packaging Box: 1

Net Weight (Kg): 5.5

Lamp: G9 LED 4 W x 4

L	W	D	H
350			225



JES-CHR-MX81364A

Description: 4 Light star shape glass tube with chrome finish ceiling light

Fixture Height: 225

Standard Packaging Box: 1

Net Weight (Kg): 7

Lamp: G9 LED 4 W x 4

L	W	D	H
330	330		225

Height Adjustable

KCH-COP-MD501001512C

Description: 12 Light aluminium curved strips with copper finish pendant


Fixture Height: 560

Standard Packaging Box: 1

Net Weight (Kg): 5.2

Lamp: G9 LED 4 W x 12

L	W	D	H
		560	1200



Height Adjustable



KCH-RDG-MD501001512C

Description: 12 Light aluminium curved strips with rose gold finish pendant

Fixture Height: 560

Standard Packaging Box: 1

Net Weight (Kg): 5.2

Lamp: G9 LED 4 W x 12

L	W	D	H
560			1200

Height Adjustable



KCH-STC-MD501001512B

Description: 12 Light aluminium curved strips with silver finish pendant

Fixture Height: 650

Standard Packaging Box: 1

Net Weight (Kg): 6.5

Lamp: G9 Bulb 4 W x 12

L	W	D	H
650			1300

Height Adjustable



KCH-BCH-MD501001512B

Description: 12 Light aluminium curved strips with black finish pendant

Fixture Height: 650

Standard Packaging Box: 1

Net Weight (Kg): 6.5

Lamp: G9 LED 4 W x 12

L	W	D	H
650			1300



KCH-GLD-MD809836A

Description: 36 Light meta swan with gold finish ceiling light

Available in: Black / Red / White / Matt Gold / Chrome

Fixture Height: 2400

Standard Packaging Box: 1

Net Weight (Kg): 28

Lamp: G4 Bulb 20 W x 36

L	W	D	H
--	--	--	--



KCH-CHR-MD809824A

Description: 24 Light meta swan with chrome finish ceiling light

Available in: Black / Matt Gold / Chrome

Fixture Height: 1500

Standard Packaging Box: 1

Net Weight (Kg): 21.5

Lamp: G4 Bulb 20 W x 24

L	W	D	H
1100	1500		



JIG-GLD-MX809818A

Description: 18 Light meta swan with gold finish ceiling light

Available in: Black / Red / White / Matt Gold / Chrome

Fixture Height: 780

Standard Packaging Box: 1

Net Weight (Kg): 18

Lamp: G4 Bulb 20 W x 18

L	W	D	H
860	780		



JIG-BLC-MX809812A

Description: 12 Light meta swan with black finish ceiling light

Available in: Black / Red / White / Matt Gold / Chrome

Fixture Height: 620

Standard Packaging Box: 1

Net Weight (Kg): 9.5

Lamp: G4 Bulb 20 W x 12

L	W	D	H
710	620		

Ceiling Lights



KCH-WHT-MX809818A

Description: 18 Light meta swan with white finish ceiling light

Available in: Black / Red / White / Matt Gold / Chrome

Fixture Height: 780

Standard Packaging Box: 1

Net Weight (Kg): 18

Lamp: G4 Bulb 20 W x 18

L	W	D	H
		860	780



STL-BLK-SL1027S400

Description: 1 Light black hemp rope ball pendant

Fixture Height: 400

Available in: Black / White

Standard Packaging Box: 1

Net Weight (Kg): 1.2

Lamp: E27 LED Filament 6 W x 1

L	W	D	H
		400	1200



STL-BLK-SL1027S600

Description: 1 Light black hemp rope ball pendant

Fixture Height: 600

Available in: Black / White

Standard Packaging Box: 1

Net Weight (Kg): 1.5

Lamp: E27 LED Filament 6 W x 1

L	W	D	H
		600	1200



STL-BLK-SL1027S800

Description: 1 Light black hemp rope ball pendant

Fixture Height: 800

Available in: Black / White

Standard Packaging Box: 1

Net Weight (Kg): 4.2

Lamp: E27 LED Filament 6 W x 1

L	W	D	H
		800	1300

Ceiling Lights

KCH-CHR-MD150330028A

Description: 8 Light champagne opal glass with chrome finish chandelier

Fixture Height: 620

Standard Packaging Box: 1

Net Weight (Kg): 12

Lamp: E14 LED 4 W x 8

L	W	D	H
730		1200	



STL-CHR-SL1128S

Description: 9 Light black fabric shade with chrome finish pendant

Fixture Height: 970

Standard Packaging Box: 1

Net Weight (Kg): 23

Lamp: E27 LED 7 W x 9

L	W	D	H
1030		1750	



KCH-CHR-MD1503300212

Description: 12 Light champagne opal glass with chrome finish chandelier

Fixture Height: 620

Standard Packaging Box: 1

Net Weight (Kg): 15

Lamp: E14 LED 4 W x 12

L	W	D	H
830		1200	



KCH-CHR-MD150330026A

Description: 6 Light champagne opal glass with chrome finish chandelier

Fixture Height: 620

Standard Packaging Box: 1

Net Weight (Kg): 7

Lamp: E14 LED 4 W x 6

L	W	D	H
600		1200	

Ceiling Lights



KCH-WTC-MD1503000818

Description: 18 Light white pitcher glass with white finish chandelier

Fixture Height: 380

Standard Packaging Box: 1

Net Weight (Kg): 18

Lamp: E14 LED 4 W x 18

L	W	D	H
1050	1200		



KCH-WTC-MD150300088A

Description: 8 Light white pitcher glass with white finish chandelier

Fixture Height: 380

Standard Packaging Box: 1

Net Weight (Kg): 6

Lamp: E14 LED 4 W x 8

L	W	D	H
760	1200		



KCH-WTC-MX150300086A

Description: 6 Light white pitcher glass with white finish chandelier

Fixture Height: 380

Standard Packaging Box: 1

Net Weight (Kg): 5

Lamp: E14 LED 4 W x 6

L	W	D	H
430	600		



KCH-WTC-MX1503000812

Description: 12 Light white pitcher glass with white finish chandelier

Fixture Height: 380

Standard Packaging Box: 1

Net Weight (Kg): 10

Lamp: E14 LED 4 W x 12

L	W	D	H
870	490		

Ceiling Lights



JNL-CHR-MD160275216A

Description: 6 Light frosted glass with chrome finish chandelier

Fixture Height: 320

Standard Packaging Box: 1

Net Weight (Kg): 5

Lamp: E27 LED 4 W x 6

L	W	D	H
800	1000		



JNL-CHR-MD160275218A

Description: 8 Light frosted glass with chrome finish chandelier

Fixture Height: 540

Standard Packaging Box: 1

Net Weight (Kg): 6.5

Lamp: E27 LED 4 W x 8

L	W	D	H
800	1000		



JES-WHT-SL1174S

Description: 3 Light frosted glass, aluminium with black and gold finish pendant

Fixture Height: 50

Standard Packaging Box: 1

Net Weight (Kg): 4.02

Lamp: E14 LED 4 W x 3

L	W	D	H
350	1100		



JES-BLK-SL1174S

Description: 3 Light frosted glass, aluminium with black and gold finish pendant

Fixture Height: 50

Standard Packaging Box: 1

Net Weight (Kg): 4.02

Lamp: E14 LED 4 W x 3

L	W	D	H
350	1100		

Ceiling Lights



JNL-COP-MD150031251C

Description: 1 Light copper glass with copper finish pendant

Fixture Height: 270

Standard Packaging Box: 8

Net Weight (Kg): 0.9

Lamp: E27 LED 9 W x 1

L	W	D	H
100	1200		



JNL-CHR-MD160020053B

Description: 3 Light clear glass, rose gold mesh with chrome finish pendant

Fixture Height: 260-750

Standard Packaging Box: 1

Net Weight (Kg): 3.5

Lamp: G9 LED 4 W x 3

L	W	D	H
375	1200		



JNL-CHR-MD160020051C

Description: 1 Light clear glass, rose gold mesh with chrome finish pendant

Fixture Height: 160

Standard Packaging Box: 1

Net Weight (Kg): 1

Lamp: G9 LED 4 W x 1

L	W	D	H
190	1200		



KCH-RDG-MD140030571C

Description: 1 Light PC globe diffuser with rose gold finish pendant

Available in: Nickel / Chrome / Antique brass

Fixture Height: 250

Standard Packaging Box: 1

Net Weight (Kg): 1.4

Lamp: E27 LED 7 W x 1

L	W	D	H
200	1500		

Ceiling Lights



KCH-CHR-MD150031291A

Description: 1 Light smoky glass with chrome finish pendant

Fixture Height: 225

Standard Packaging Box: 1

Net Weight (Kg): 1.2

Lamp: E27 LED 9 W x 1

L	W	D	H
280		1200	



KCH-CHR-MD150031291B

Description: 1 Light smoky glass with chrome finish pendant


Fixture Height: 220

Standard Packaging Box: 8

Net Weight (Kg): 1

Lamp: E27 LED 9 W x 1

L	W	D	H
200		1200	



JNL-COP-MD150031251B

Description: 1 Light copper glass with copper finish pendant

Fixture Height: 280

Standard Packaging Box: 1

Net Weight (Kg): 0.8

Lamp: E27 LED 9 W x 1

L	W	D	H
130		1200	



JNL-COP-MD150031251A

Description: 1 Light copper glass with copper finish pendant

Fixture Height: 220

Standard Packaging Box: 8

Net Weight (Kg): 0.6

Lamp: E27 LED 9 W x 1

L	W	D	H
170		1200	

Ceiling Lights



STL-GRY-SL966S1

Description: 2 Light dark grey carbon steel pendant

Available in: Grey / Gold

Fixture Height: 620

Standard Packaging Box: 1

Net Weight (Kg): 9.5

Lamp: E27 LED 9 W x 2

L	W	D	H
		510	615



STL-GLD-SL966S3

Description: 2 Light dark gold carbon steel pendant

Available in: Gold / Grey

Fixture Height: 820

Standard Packaging Box: 1

Net Weight (Kg): 12.5

Lamp: E27 LED 9 W x 2

L	W	D	H
		750	810



JIG-COP-SL1204S3

Description: 3 Light aluminium hexagon style with antique copper finish pendant

Available in: Copper / ABS

Fixture Height: 200

Standard Packaging Box: 1

Net Weight (Kg): 4.5

Lamp: E14 LED 4 W x 3

L	W	D	H
		500	210-2000



STL-COP-SL1204S14

Description: 14 Light aluminium hexagon style with antique copper finish pendant

Available in: Copper / ABS

Fixture Height: 200

Standard Packaging Box: 1

Net Weight (Kg): 21

Lamp: E14 LED 4 W x 14

L	W	D	H
1475	410		2000

Ceiling Lights

KCH-CHR-MD160030111A

Description: 1 Light clear globe glass with chrome finish pendant

Fixture Height: 210

Standard Packaging Box: 1

Net Weight (Kg): 0.6

Lamp: G9 LED 4 W x 1

L	W	D	H
130	1200		



KCH-RDG-MD160030111A

Description: 1 Light clear globe glass with rose gold finish pendant

Fixture Height: 210

Standard Packaging Box: 1

Net Weight (Kg): 0.6

Lamp: G9 LED 4 W x 1

L	W	D	H
130	1200		

Ceiling Lights



JNL-CHR-MD150031271A
Description: 1 Light smoky glass with chrome finish pendant
Fixture Height: 436
Standard Packaging Box: 1
Net Weight (Kg): 1.3
Lamp: E27 Filament LED 6 W x 1
L W D H
150 1200



JDM-CHR-MD150031271B
Description: 1 Light smoky glass with chrome finish pendant
Fixture Height: 180
Standard Packaging Box: 1
Net Weight (Kg): 1.2
Lamp: E27 Filament LED 9 W x 1
L W D H
220 1200



JNL-BLK-SL00WCNIE27
Description: 1 Light bar with black finish conical pendant
Fixture Height: 380
Standard Packaging Box: 4
Net Weight (Kg): 1.3
Lamp: E27 LED Filament 6 W x 1
L W D H
300 120



JNL-BLK-SL00WCYIE27
Description: 1 Light bar with black finish cylindrical pendant
Fixture Height: 275
Standard Packaging Box: 4
Net Weight (Kg): 2.4
Lamp: E27 LED Filament 6 W x 1
L W D H
195 1200

Ceiling Lights

JNL-RDG-SL00FRD3E27

Description: 3 Light frosted glass with rose gold finish pendant

Fixture Height: 340

Standard Packaging Box: 4

Net Weight (Kg): 2.9

Lamp: E27 LED 9 W x 3

L	W	D	H
300	1200		



JNL-RDG-SL00FRD1E27

Description: 1 Light frosted glass with rose gold finish pendant

Fixture Height: 260

Standard Packaging Box: 8

Net Weight (Kg): 0.9

Lamp: E27 LED 9 W x 1

L	W	D	H
120	1200		



JNL-BRN-SL880861

Description: 1 Light rebars, mesh with dark brown finish pendant

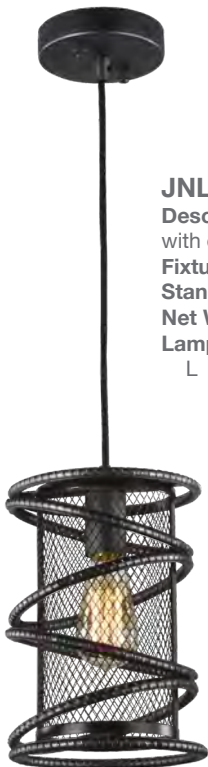
Fixture Height: 245

Standard Packaging Box: 1

Net Weight (Kg): 7

Lamp: E27 Filament LED 6 W x 1

L	W	D	H
180	1200		



JNL-GRY-CL92931

Description: 1 Light cage type, antique green marble with antique finish ceiling light

Fixture Height: 280

Standard Packaging Box: 2

Net Weight (Kg): 2.4

Lamp: E27 LED Filament 6 W x 1

L	W	D	H
130	280		



Ceiling Lights

JNL-COP-SL180461A

Description: 1 Light mesh shade with copper finish pendant

Fixture Height: 235

Standard Packaging Box: 4

Net Weight (Kg): 1.2

Lamp: E27 Filament LED 6 W x 1

L	W	D	H
100	1200		



STL-GLD-SL1133S

Description: 24 Light trumpet style with gold finish pendant

Fixture Height: 730

Standard Packaging Box: 1

Net Weight (Kg): 20

Lamp: E14 LED 4 W x 24

L	W	D	H
1500	1400-2000		



STL-GLD-SL1133S1

Description: 24 Light trumpet style with gold finish pendant

Fixture Height: 730

Standard Packaging Box: 1

Net Weight (Kg): 12.5

Lamp: E14 LED 4 W x 24

L	W	D	H
1080	1400-2000		

JDM-BRS-MD150273871B

Description: 1 Light clear glass with
brass finish pendant

Fixture Height: 270

Standard Packaging Box: 1


Net Weight (Kg): 1.3

Lamp: E27 LED 7 W x 1

L	W	D	H
200	1200		



Ceiling Lights



STL-COP-SL1162S2

Description: 14 Light aluminium pipe with copper finish pendant
Fixture Height: 320
Standard Packaging Box: 1
Net Weight (Kg): 33.2
Lamp: E14 LED 4 W x 14

L	W	D	H
1720	300		2000



STL-COP-SL1162S1

Description: 12 Light aluminium pipe with copper finish pendant
Fixture Height: 320
Standard Packaging Box: 1
Net Weight (Kg): 26
Lamp: E14 LED 4 W x 12

L	W	D	H
950			2000



STL-COP-SL1162S3

Description: 37 Light aluminium pipe with copper finish pendant
Fixture Height: 750
Standard Packaging Box: 1
Net Weight (Kg): 44
Lamp: E14 LED 4 W x 37

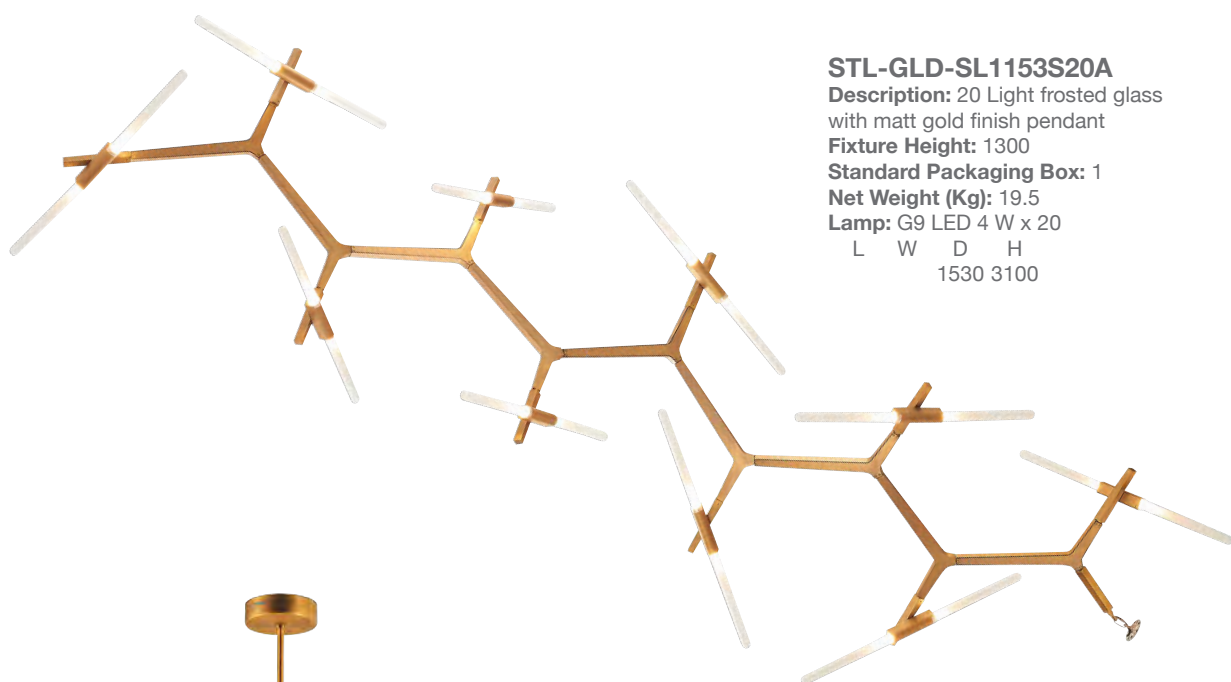
L	W	D	H
1050			2000-3000



STL-COP-SL1162S7

Description: 89 Light aluminium pipe with copper finish pendant
Fixture Height: 1250
Standard Packaging Box: 1
Net Weight (Kg): 164
Lamp: E14 LED 4 W x 89

L	W	D	H
1950			2000-3000



STL-GLD-SL1153S20A

Description: 20 Light frosted glass with matt gold finish pendant

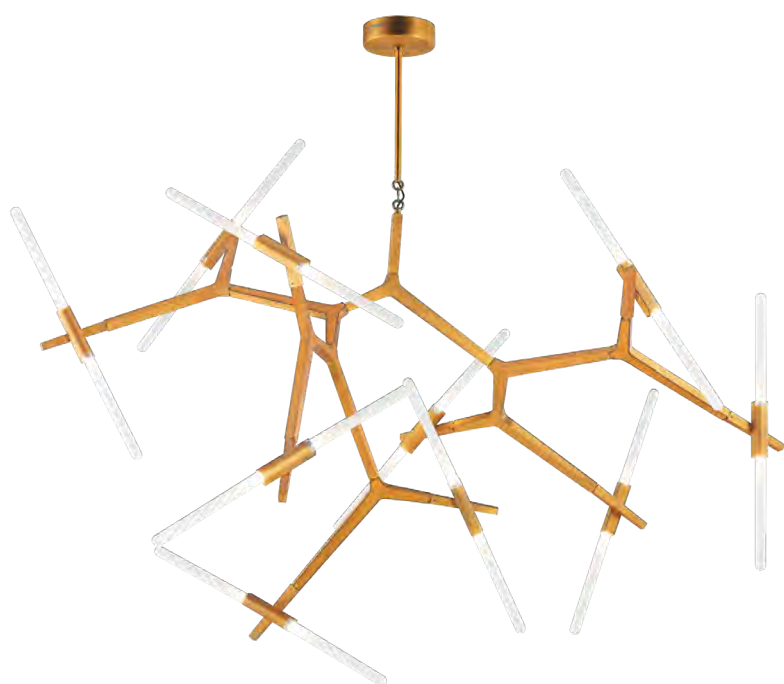
Fixture Height: 1300

Standard Packaging Box: 1

Net Weight (Kg): 19.5

Lamp: G9 LED 4 W x 20

L	W	D	H
1530	3100		



STL-GLD-SL1153S20

Description: 20 Light frosted glass with matt gold finish pendant

Fixture Height: 1300

Standard Packaging Box: 1

Net Weight (Kg): 19.5

Lamp: G9 LED 4 W x 20

L	W	D	H
2000	1800		



STL-GLD-SL1153S6

Description: 6 Light frosted glass with matt gold finish pendant

Fixture Height: 300-600

Standard Packaging Box: 1

Net Weight (Kg): 4.5

Lamp: G9 LED 4 W x 6

L	W	D	H
1100	1400		

Ceiling Lights



STL-GLD-SL1153S10

Description: 10 Light frosted glass with matt gold finish pendant

Fixture Height: 300-600

Standard Packaging Box: 1

Net Weight (Kg): 8.8

Lamp: G9 LED 4 W x 10

L	W	D	H
		1100	1400



JIG-BRS-SL1260S200

Description: 1 Light clear glass with brushed brass finish pendant

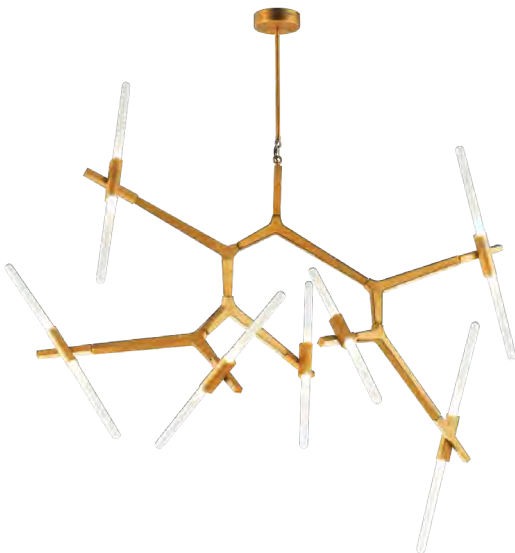
Fixture Height: 420

Standard Packaging Box: 1

Net Weight (Kg): 0.9

Lamp: G4 LED 3 W x 1

L	W	D	H
		200	420-2000



STL-GLD-SL1153S14

Description: 14 Light frosted glass with matt gold finish pendant

Fixture Height: 500-1000

Standard Packaging Box: 1

Net Weight (Kg): 13.7

Lamp: G9 LED 4 W x 14

L	W	D	H
		1700	1400



JIG-BRS-SL1260S250

Description: 1 Light clear glass with brushed brass finish pendant

Fixture Height: 500

Standard Packaging Box: 1

Net Weight (Kg): 1.2

Lamp: G4 LED 3 W x 1

L	W	D	H
		250	520-2000



JIG-BRS-SL1260SX3

Description: 3 Light clear glass with brushed brass finish pendant

Fixture Height: 600

Standard Packaging Box: 1

Net Weight (Kg): 4.5

Lamp: G4 LED 3 W x 3

L	W	D	H
780	700	2000	



JIG-BRS-SL1260S1

Description: 6 Light clear glass with brushed brass finish pendant

Fixture Height: 600

Standard Packaging Box: 1

Net Weight (Kg): 6.43

Lamp: G4 LED 3 W x 6

L	W	D	H
960	650	900	1800

Ceiling Lights



JIG-BRS-SL1260S2

Description: 6 Light clear glass with brushed brass finish pendant

Fixture Height: 620

Standard Packaging Box: 1

Net Weight (Kg): 7.68

Lamp: G4 LED 3 W x 6

L	W	D	H
1300	900		1000-1900



JIG-BRS-SL1260S3

Description: 8 Light clear glass with brushed brass finish pendant

Fixture Height: 1000

Standard Packaging Box: 1

Net Weight (Kg): 11.40

Lamp: G4 LED 3 W x 8

L	W	D	H
2000	1140		950-1900



JHL-ABS-SLSF9001S1

Description: 1 Light diamond cut style glass with antique brass finishing pendant

Fixture Height: 500

Standard Packaging Box: 1

Net Weight (Kg): 1

Lamp: G4 LED 3 W x 1

L	W	D	H
100	100		1200

Ceiling Lights



JHL-COG-SL1216S

Description: 1 Light cognac glass with copper finish pendant

Fixture Height: 460

Standard Packaging Box: 1

Net Weight (Kg): 0.9

Lamp: E14 LED 4 W x 1

L	W	D	H
130		2000	



STL-GLD-SL1219SX

Description: 1 Light clear glass with matt gold bronze finish pendant

Fixture Height: 400

Standard Packaging Box: 1

Net Weight (Kg): 3.6

Lamp: E27 LED 4 W x 1

L	W	D	H
300	165	185	2000

Ceiling Lights



STL-GRY-SLSM2329S

Description: 1 Light smokey glass with chrome finish pendant

Fixture Height: 250

Standard Packaging Box: 1

Net Weight (Kg): 1.5

Lamp: G9 LED 4 W x 1

L	W	D	H
80			1200



JDM-ABS-SL1217S2

Description: 1 Light copper plated glass with copper finish pendant

Fixture Height: 520

Standard Packaging Box: 1

Net Weight (Kg): 3.5

Lamp: E27 LED 9 W x 1

L	W	D	H
350			2000



STL-COP-SL1217S

Description: 1 Light copper plated glass with copper finish pendant

Fixture Height: 280

Standard Packaging Box: 1

Net Weight (Kg): 1.6

Lamp: E27 LED 9 W x 1

L	W	D	H
190			2000



JNL-COP-SLPEA089AE27

Description: 1 Light aluminium globe shape with copper finish pendant

Available in: Copper / Black

Fixture Height: 400

Standard Packaging Box: 1

Net Weight (Kg): 1.7

Lamp: E27 LED 9 W x 1

L	W	D	H
400			1200



JNL-COP-SLPEA031BE27

Description: 1 Light aluminium, white wood with copper finishing pendant

Fixture Height: 310

Standard Packaging Box: 1

Net Weight (Kg): 0.8

Lamp: E27 LED 9 W x 1

L	W	D	H
300			1200



JES-ANT-SL1137S1
Description: 1 Light aluminium
with antique finish pendant
Fixture Height: 150
Standard Packaging Box: 1
Net Weight (Kg): 0.5
Lamp: E27 LED 5 W x 1
L W D H
125 2000



JES-ANT-SL1131S1
Description: 1 Light aluminium
with antique finish pendant
Fixture Height: 300
Standard Packaging Box: 1
Net Weight (Kg): 0.45
Lamp: E27 LED 5 W x 1
L W D H
138 2000

Ceiling Lights



CHL-BLK-11086X3

Description: 3 Light black powder coated pendant

Fixture Height: 305

Standard Packaging Box: 1

Net Weight (Kg): 1.5

Lamp: LED 3 W x 3 In-built

L	W	D	H
510	65		1200



STL-GLD-SLKS2450S1

Description: 1 Light clear glass with gold finish pendant

Fixture Height: 290

Standard Packaging Box: 1

Net Weight (Kg): 4.6

Lamp: E27 LED 9 W x 1

L	W	D	H
300			1200

Ceiling Lights



STL-GLD-SLKS2450S

Description: 1 Light clear glass with gold finish pendant

Fixture Height: 425

Standard Packaging Box: 1

Net Weight (Kg): 6.5

Lamp: E27 LED 9 W x 1

L	W	D	H
450	1200		



JES-COP-SL1131S2

Description: 1 Light aluminium with red copper finish pendant

Fixture Height: 150

Standard Packaging Box: 1

Net Weight (Kg): 0.9

Lamp: E27 LED 5 W x 1

L	W	D	H
192	2000		



CHL-BLK-11086

Description: 1 Light black powder coated pendant

Fixture Height: 300

Standard Packaging Box: 12

Net Weight (Kg): 0.6

Lamp: LED 3 W x 1 In-built

L	W	D	H
25	1200		



JNL-BRS-SLPEA020BE27

Description: 1 Light aluminium with shiny brass paint finish pendant

Fixture Height: 400

Standard Packaging Box: 1

Net Weight (Kg): 0.8

Lamp: E27 LED 9 W x 1

L	W	D	H
250			1200

Ceiling Lights



JDM-BLK-SLHPP0414E27
Description: 1 Light aluminium industrial style with sanded black finish pendant
Fixture Height: 380
Standard Packaging Box: 1
Net Weight (Kg): 2.8
Lamp: E27 LED 9 W x 1

L	W	D	H
		380	1200



JFO-WHT-SLPEAT31330E27
Description: 1 Light aluminum with water printing of marble pattern pendant
Fixture Height: 420
Standard Packaging Box: 1
Net Weight (Kg): 1.2
Lamp: E27 LED 9 W x 1

L	W	D	H
		300	1200



JDM-BRN-SLPEA299E27
Description: 1 Light aluminum with coffee paint finish pendant
Fixture Height: 310
Standard Packaging Box: 1
Net Weight (Kg): 1
Lamp: E27 LED 9 W x 1

L	W	D	H
		320	1200



JDM-BLK-SLPEA138E27
Description: 1 Light aluminum with sanded black paint finish pendant
Fixture Height: 370
Standard Packaging Box: 1
Net Weight (Kg): 1.2
Lamp: E27 LED 9 W x 1

L	W	D	H
		350	1200

Ceiling Lights

JDM-NKL-SLPEAW15833E27

Description: 1 Light aluminum, brown wood with satin nickel finish pendant

Fixture Height: 400

Standard Packaging Box: 1

Net Weight (Kg): 2

Lamp: E27 LED 9 W x 1

L	W	D	H
330	1200		



JFO-COP-SLHPPA0414DE27

Description: 1 Light aluminium industrial style, frosted glass with copper finish pendant

Fixture Height: 430

Standard Packaging Box: 1

Net Weight (Kg): 2.4

Lamp: E27 LED 9 W x 1

L	W	D	H
400	1200		





JFO-NAW-SLPEW00435E27

Description: 1 Light bamboo wood with natural wood finish pendant

Fixture Height: 430

Standard Packaging Box: 1

Net Weight (Kg): 1.2

Lamp: E27 LED 9 W x 1

L	W	D	H
350			1200



JFO-NAW-SLPEW00445E27

Description: 1 Light bamboo wood with natural wood finishing pendant

Fixture Height: 530

Standard Packaging Box: 2

Net Weight (Kg): 2

Lamp: E27 LED 9 W x 1

L	W	D	H
450			1200



JFO-NAW-SLPEW00735E27

Description: 1 Light bamboo wood with natural wood finish pendant

Fixture Height: 340

Standard Packaging Box: 1

Net Weight (Kg): 1

Lamp: E27 LED 9 W x 1

L	W	D	H
350			1200



JES-BLK-CHL0006PRE14

Description: 6 Light black glass with black crystal chandelier

Fixture Height: 900

Standard Packaging Box: 1

Net Weight (Kg): 6.1

Lamp: E14 LED 4 W x 6

L	W	D	H
580			1200



JES-AMB-CHL0006SYE14

Description: 6 Light honey glass with gold finish chandelier

Fixture Height: 900

Standard Packaging Box: 1

Net Weight (Kg): 5

Lamp: E14 LED 4 W x 6

L	W	D	H
770			1200

**JNL-WHT-SLPEA034AE27**

Description: 1 Light aluminium with white powder finish pendant

Fixture Height: 260

Standard Packaging Box: 1

Net Weight (Kg): 0.8

Lamp: E27 LED 9 W x 1

L	W	D	H
		350	1200



JES-WHT-CHL0006TAE14

Description: 6 Light clear glass
with gold finish chandelier

Fixture Height: 1100

Standard Packaging Box: 1

Net Weight (Kg): 10.5

Lamp: E27 LED 4 W x 6

L	W	D	H
755	1400		



CHL-CHR-SL11086X3

Description: 3 Light chrome finish pendant

Fixture Height: 865

Standard Packaging Box: 1

Net Weight (Kg): 2

Lamp: LED 3 W x 3 In-built

L	W	D	H
260		865	



JHL-AMB-SLGLS250E27

Description: Amber color, MS finish frame with glass pendant (blub included)

Fixture Height: --

Standard Packaging Box: 1

Net Weight (Kg): 1.2

Lamp: E27 LED 1 x 9 W

L	W	D	H
250		1200	



Floor Lamps

Add a unique touch to your décor with our exciting range of floor lights that not only add functional elegance to the room, but also become conversation pieces for your visitors.



STL-BLK-FL1121F

Description: 1 Light black paint, inside gold finish floor lamp

Fixture Height: 1650

Standard Packaging Box: 1

Net Weight (Kg): 8.4

Lamp: E27 LED 14 W x 1

L	W	D	H
600			1650



STL-WHT-FLSM2155F

Description: 1 Light conical black shade with carbon powder finish floor lamp

Fixture Height: 2070

Standard Packaging Box: 1

Net Weight (Kg): 70

Lamp: E27 LED 14 W x 1

L	W	D	H
1150			2070



STL-BLK-FL902F2
Description: 1 Light conical black shade with carbon powder finish floor lamp
Fixture Height: 1800
Standard Packaging Box: 1
Net Weight (Kg): 45
Lamp: E27 LED 14 W x 1
L W D H
2035 600 1800



JES-WHT-FL306F
Description: 1 Light aluminium shade with white paint finish floor lamp
Fixture Height: 1765
Standard Packaging Box: 1
Net Weight (Kg): 12.5
Lamp: E27 LED 14 W x 1
L W D H
500 1765



JES-BLK-FL306F
Description: 1 Light aluminium shade with black paint finish floor lamp
Fixture Height: 1765
Standard Packaging Box: 1
Net Weight (Kg): 12.5
Lamp: E27 LED 14 W x 1
L W D H
500 1765



STL-WNG-FL1092FB

Description: 1 Light fabric shade with wood, alloy zinc floor lamp

Fixture Height: 1850

Standard Packaging Box: 1

Net Weight (Kg): 16

Lamp: E27 LED 14 W x 1

L	W	D	H
850	800		1850



STL-WNG-FL1092FA

Description: 1 Light diffuser glass with wood, alloy zinc floor lamp

Fixture Height: 1850

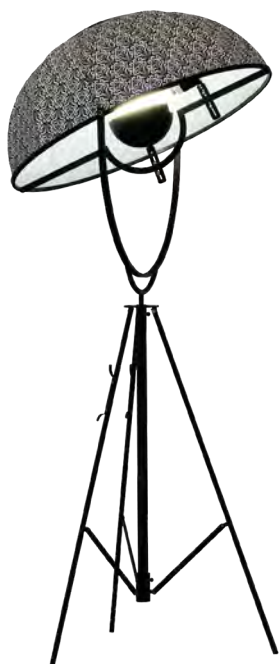
Standard Packaging Box: 1

Net Weight (Kg): 35

Lamp: E27 LED 14 W x 1

L	W	D	H
850	800		1850

Floor Lamps



STL-GRY-FL737F

Description: 1 Light grey fabric shade pattern with black powder coated finish floor lamp

Fixture Height: 1900-2400

Standard Packaging Box: 1

Net Weight (Kg): 8.4

Lamp: E27 LED 9 W x 1

L	W	D	H
935	860		1900-2400



STL-BLK-FL737F

Description: 1 Light black fabric shade with black powder coated finish floor lamp

Fixture Height: 1900-2400

Standard Packaging Box: 1

Net Weight (Kg): 14

Height: Adjustable

Lamp: E27 LED 9 W x 1

L	W	H
935	860	1900-2400



KPT-CHR-ML49061A

Description: 1 Light opal glass shade with marble base and chrome finish floor lamp

Fixture Height: 1900

Standard Packaging Box: 1

Net Weight (Kg): 20

Lamp: E27 LED 14 W x 1

L	W	D	H
1250		300	1900



JIG-BRS-FL1260F

Description: 2 Light clear glass with brushed brass finish floor lamp

Fixture Height: --

Standard Packaging Box: 1

Net Weight (Kg): 8

Lamp: G4 LED 3 W x 2

L	W	D	H
1100	250		1220-1880



STL-BLK-FL1029F

Description: 1 Light PVC shade cheval with black finish floor lamp

Fixture Height: 2550

Standard Packaging Box: 1

Net Weight (Kg): 52

Lamp: E27 LED 14 W x 1

L	W	D	H
2400	550		2550

STL-WHT-FL1213F

Description: 3 Light metal half dome with antique white finish floor lamp

Fixture Height: 1680

Standard Packaging Box: 1

Net Weight (Kg): 30

Lamp: G9 LED 4 W x 3

L	W	D	H
455			1680



JES-WHT-FL1174F

Description: 3 Light frosted glass with antique white finish floor lamp


Fixture Height: 1400

Standard Packaging Box: 1

Net Weight (Kg): 16.2

Lamp: E14 LED 4 W x 3

L	W	D	H
610	350		1400



JES-BLK-FL1174F

Description: 3 Light frosted glass with black and gold finish floor lamp

Fixture Height: 1400

Standard Packaging Box: 1

Net Weight (Kg): 16.2

Lamp: E14 LED 4 W x 3

L	W	D	H
610	350		1400

Floor Lamps

JDM-WNT-FLWD400E27

Description: 1 Light wooden tripod with black fabric shade floor lamp

Fixture Height: 945

Standard Packaging Box: 2

Net Weight (Kg): 9

Lamp: E27 LED 1 x 14 W

L	W	D	H
		400	1500



STL-CHR-FL1128F

Description: 3 Light black fabric shade with chrome finish floor lamp

Fixture Height: 1250

Standard Packaging Box: 1

Net Weight (Kg): 19

Lamp: E27 LED 7 W x 3

L	W	D	H
		490	1250






Table Lamps

For the demanding needs of task lighting around your work spaces and your bedside, Jaquar Lighting's table lamps span a wide range of design influences – from the classic to the ultra contemporary.



STL-GLD-TL1018T2

Description: 1 Light PVC shade with gold finish table lamp

Fixture Height: 750

Standard Packaging Box: 1

Net Weight (Kg): 3.26

Lamp: E27 LED 7 W x 1

L	W	D	H
		230	750



STL-CHR-TL1018T2

Description: 1 Light PVC shade with chrome finish table lamp

Fixture Height: 750

Standard Packaging Box: 1

Net Weight (Kg): 3.26

Lamp: E27 LED 7 W x 1

L	W	D	H
		230	750

STL-WHT-TL765T

Description: 1 Light strip fabric shade with chrome finish table lamp

Available in: White / Red

Fixture Height: 850

Standard Packaging Box: 1

Net Weight (Kg): 4.5

Lamp: E27 LED 14 W x 1

L	W	D	H
370		850	



JIG-BLK-TL1018T2

Description: 1 Light black fabric shade with black finish table lamp

Fixture Height: 750

Standard Packaging Box: 1

Net Weight (Kg): 3.26

Lamp: E27 LED 7 W x 1

L	W	D	H
230		750	



STL-COG-TL1149T

Description: 1 Light cognac
glass table lamp

Fixture Height: 835

Standard Packaging Box: 1

Net Weight (Kg): 6.4

Lamp: G9 LED 4 W x 1

L	W	D	H
		380	835

Table Lamps



STL-CHR-TL1128T

Description: 3 Light black fabric shade with chrome finish table lamp

Fixture Height: 875

Standard Packaging Box: 1

Net Weight (Kg): 13

Lamp: E27 LED 5 W x 3

L	W	D	H
490			875



STL-BLK-TL306T

Description: 1 Light aluminium shade with black paint finish table lamp

Fixture Height: 575

Standard Packaging Box: 1

Net Weight (Kg): 3.1

Lamp: E27 LED 9 W x 1

L	W	D	H
390			575

Table Lamps

JES-BLK-TL1174T

Description: 3 Light frosted glass, aluminium with black and gold finish table lamp

Fixture Height: 430

Standard Packaging Box: 1

Net Weight (Kg): 3.18

Lamp: E14 LED 4 W x 3

L	W	D	H
		350	430



JES-WHT-TL1174T

Description: 3 Light frosted glass, aluminium with antique white finish table lamp

Fixture Height: 430

Standard Packaging Box: 1

Net Weight (Kg): 3.18

Lamp: E14 LED 4 W x 3

L	W	D	H
		350	430

Table Lamps



KTL-CHR-MT49061A

Description: 1 Light opal glass, marble base with chrome finish frame table lamp

Fixture Height: 520

Standard Packaging Box: 1

Net Weight (Kg): 2

Lamp: E27 LED 9 W x 1

L	W	D	H
425	130		520



STL-COP-TLKS6308T

Description: 1 Light opal glass with copper finish base table lamp

Fixture Height: 250

Standard Packaging Box: 1

Net Weight (Kg): 2

Lamp: G9 LED 4 W x 1

L	W	D	H
		180	250



JNL-BRS-TL1300H

Description: 1 Light fabric shade with hammered pattern base with brash finish table lamp

Fixture Height: 460

Standard Packaging Box: 4

Net Weight (Kg): 0.9

Lamp: E27 LED 7 W x 1

L	W	D	H
		350	460



JNL-NKL-TL400WOS

Description: 1 Light fabric shade with nickel finish base table lamp

Fixture Height: 470

Standard Packaging Box: 4

Net Weight (Kg): 0.75

Lamp: E27 LED 7 W x 1

L	W	D	H
		300	470

Table Lamps



STL-WHT-TL1213T

Description: 3 Light metal half dome with antique white finish table lamp

Fixture Height: 600

Standard Packaging Box: 1

Net Weight (Kg): 9.9

Lamp: G9 LED 4 W x 3

L	W	D	H
305			600



JNL-WNT-TLVPWODE27

Description: 1 Light fabric shade with wooden vertical pyramid base table lamp

Fixture Height: 650

Standard Packaging Box: 4

Net Weight (Kg): 1.3

Lamp: E27 LED 7 W x 1

L	W	D	H
300			650



KCH-CHR-MT160275451B

Description: 1 Light fabric shade with chrome finish base table lamp

Fixture Height: 610

Standard Packaging Box: 1

Net Weight (Kg): 2

Lamp: E27 LED 9 W x 1

L	W	D	H
350			610

Table Lamps



KCH-CHR-MT160275451A
Description: 1 Light fabric shade with chrome finish base table lamp
Fixture Height: 680
Standard Packaging Box: 1
Net Weight (Kg): 2.65
Lamp: E27 LED 9 W x 1
L W D H
380 680



KCH-CHR-MT170275021L
Description: 1 Light fabric shade, red leather with chrome finish base table lamp
Fixture Height: 950
Standard Packaging Box: 1
Net Weight (Kg): 2.6
Lamp: E27 LED 9 W x 1
L W D H
355 950



KCH-CHR-MT170275041C
Description: 1 Light PVC shade, red leather with chrome finish base table lamp
Fixture Height: 880
Standard Packaging Box: 1
Net Weight (Kg): 3.2
Lamp: E27 LED 9 W x 1
L W D H
355 880



KCH-CHR-MT170275071I
Description: 1 Light fabric shade, crystal with chrome finish base table lamp
Fixture Height: 670
Standard Packaging Box: 1
Net Weight (Kg): 4.2
Lamp: E27 LED 9 W x 1
L W D H
410 670

Table Lamps



JCN-WHT-TBL00954004

Description: 1 Light fabric shade clear crystal with chrome finish base table lamp

Fixture Height: 730

Standard Packaging Box: 1

Net Weight (Kg): 9

Lamp: E27 LED 7 W x 1

L	W	D	H
380			730



KCH-ABR-MT170275071J

Description: 1 Light fabric shade, crystal with antique brass finish base table lamp

Fixture Height: 710

Standard Packaging Box: 1

Net Weight (Kg): 4.2

Lamp: E27 LED 9 W x 1

L	W	D	H
380			710



KCH-CHR-MT170275071J

Description: 1 Light fabric shade, crystal with chrome finish base table lamp

Fixture Height: 670

Standard Packaging Box: 1

Net Weight (Kg): 2.75

Lamp: E27 LED 9 W x 1

L	W	D	H
410			670

Table Lamps

JCN-WHT-TBL00954001

Description: 1 Light fabric shade with crystal base table lamp

Fixture Height: 760

Standard Packaging Box: 1

Net Weight (Kg): 7

Lamp: E27 LED 7 W x 1

L	W	D	H
380			760



JCN-WHT-TBL00954005

Description: 1 Light fabric shade, clear crystal with chrome finish base table lamp

Fixture Height: 730

Standard Packaging Box: 1

Net Weight (Kg): 9

Lamp: E27 LED 7 W x 1

L	W	D	H
410			730

STL-ABS-TLSF9001T1

Description: 4 Light diamond cut style glass with antique brass finish base table lamp

Fixture Height: 645

Standard Packaging Box: 1

Net Weight (Kg): 4.5

Lamp: G4 LED 3 W x 4

L	W	D	H
270	270		645



JCN-BRN-TBL00280341T

Description: 1 Light fabric shade with mouth blown glass and brown finish base table lamp

Fixture Height: 654

Standard Packaging Box: 1

Net Weight (Kg): 6

Lamp: E27 LED 7 W x 1

L	W	D	H
		460	654

Table Lamps



STL-GRY-TL1187T1

Description: 1 Light smoky grey glass with chrome finish table lamp

Fixture Height: 400

Standard Packaging Box: 1

Net Weight (Kg): 3.25

Lamp: E27 LED 4 W x 1

L	W	D	H
		285	400



STL-RED-TL1187T2

Description: 1 Light smoky grey glass with chrome finish table lamp

Fixture Height: 850

Standard Packaging Box: 1

Net Weight (Kg): 8.5

Lamp: E27 LED 14 W x 1

L	W	D	H
		509	850



JIG-BRS-TL1260T

Description: 2 Light clear glass with brushed brass finish base table lamp

Fixture Height: 510

Standard Packaging Box: 1

Net Weight (Kg): 3

Lamp: G4 LED 3 W x 2

L	W	D	H
400	200		360-510



Wall Lights

Take a look at the brilliant new ideas from Jaquar for ambient room illumination. From timeless elegance to quirky design and artful expression, there's a wall light for every need here.



KWB-CHR-MB80473A

Description: 3 Light cone shape with chrome finish wall lamp

Fixture Height: 310

Standard Packaging Box: 1

Net Weight (Kg): 1.4

Lamp: E14 LED 4 W x 3

L	W	D	H
390	440		310



KWB-CHR-MB80471A

Description: 1 Light cone shape with chrome finish wall lamp

Fixture Height: 310

Standard Packaging Box: 6

Net Weight (Kg): 0.8

Lamp: E14 LED 4 W x 1

L	W	D	H
280	110		310



JIG-NKL-MB80985A

Description: 5 Light meta swan shape with chrome finish wall lamp

Available in: White / Black / Gold / Nickel / Red

Fixture Height: 850

Standard Packaging Box: 1

Net Weight (Kg): 3

Lamp: G4 Bulb 20 W x 5

L	W	D	H
230	460		850



JIG-RDG-MB80983A

Description: 3 Light meta swan shape with red finish wall lamp

Available in: White / Black / Gold / Nickel / Red

Fixture Height: 470

Standard Packaging Box: 1

Net Weight (Kg): 2

Lamp: G4 Bulb 20 W x 3

L	W	D	H
228	425		470



WBR-CHR-MB12021201A

Description: 1 Light ivory fabric shade with chrome finish base wall lamp

Fixture Height: 205


Standard Packaging Box: 1

Net Weight (Kg): 2

Lamp: E14 LED 4 W x 1

L	W	D	H
155	280		205

Wall Lights



WBR-CHR-MB11002351B

Description: 1 Light aluminium mesh with clear glass and chrome finish base wall lamp (bulb included)

Fixture Height: 160

Standard Packaging Box: 1

Net Weight (Kg): 1

Lamp: G9 Bulb 40 W x 1

L	W	D	H
150	160		160



JIG-BRS-WL1260W

Description: 1 Light clear glass with brushed brass base wall lamp

Fixture Height: 370

Standard Packaging Box: 1

Net Weight (Kg): 0.9

Lamp: G4 LED 3 W x 1

L	W	D	H
150	215		370



KWB-WTC-MB150300081A

Description: 1 Light white pitcher glass with white finish base wall lamp

Fixture Height: 300

Standard Packaging Box: 1

Net Weight (Kg): 0.9

Lamp: E14 LED 4 W x 1

L	W	D	H
150	305		290



KWB-WTC-MB150300082A

Description: 2 Light white pitcher glass with white finish base wall lamp

Fixture Height: 250

Standard Packaging Box: 1

Net Weight (Kg): 2.5

Lamp: E14 LED 4 W x 2

L	W	D	H
440	250		290



STL-WHT-WL688W1

Description: 1 Light fabric shade with aluminium finish base wall lamp


Fixture Height: 355

Standard Packaging Box: 1

Net Weight (Kg): 1.2

Lamp: E27 LED 9 W x 1

L	W	D	H
240	374		355



JES-COP-WL1162W

Description: 1 Light aluminium pipe with copper finish wall lamp

Fixture Height: 300

Standard Packaging Box: 1

Net Weight (Kg): 2

Lamp: E14 LED 4 W x 1

L	W	D	H
145	120		300



JES-COP-WL1162W3

Description: 5 Light aluminium pipe with copper finish wall lamp

Fixture Height: 600

Standard Packaging Box: 1

Net Weight (Kg): 4

Lamp: E14 LED 4 W x 5

L	W	D	H
420	210		600



STL-CHR-WL1128W

Description: 2 Light black fabric shade with chrome finish base wall lamp

Fixture Height: 785

Standard Packaging Box: 1

Net Weight (Kg): 4.2

Lamp: E27 LED 5 W x 2

L	W	D	H
470	360		785



JNL-CHR-MB140048C1E

Description: 1 Light opal glass with nickel finish base wall lamp

Fixture Height: 310

Standard Packaging Box: 8

Net Weight (Kg): 0.8

Lamp: E27 LED 7 W x 1

L	W	D	H
120	150		310



JNL-CHR-MB14048T1E27

Description: 1 Light opal glass with chrome finish SS wall lamp

Fixture Height: 310

Standard Packaging Box: 8

Net Weight (Kg): 0.8

Lamp: E27 LED 7 W x 1

L	W	D	H
165	130		310

Wall Lights



JES-BLK-WL1174W

Description: 3 Light frosted glass, aluminium with black and gold finish wall lamp


Fixture Height: 360

Standard Packaging Box: 1

Net Weight (Kg): 3.9

Lamp: E14 LED 4 W x 3

L	W	D	H
590	350		360



WBR-GLD-WL1153W2

Description: 2 Light frosted glass with matt gold finish base wall lamp

Fixture Height: 860

Standard Packaging Box: 1

Net Weight (Kg): 1.8

Lamp: G9 LED 4 W x 2

L	W	D	H
760	160		95



WBR-GLD-WL1153W4

Description: 4 Light frosted glass with matt gold finish base wall lamp

Fixture Height: 300

Standard Packaging Box: 1

Net Weight (Kg): 3.9

Lamp: G9 LED 4 W x 4

L	W	D	H
870	760		300



KCH-GLD-MB120010121A

Description: 1 Light clear glass with gold finish base wall lamp

Fixture Height: 279

Standard Packaging Box: 1

Net Weight (Kg): 1.5

Lamp: E27 LED 7 W x 1

L	W	D	H
152	177		279

Wall Lights



JNL-GRY-WL92931

Description: 1 Light cage type, antique green marble with antique finish wall lamp

Fixture Height: 310

Standard Packaging Box: 4

Net Weight (Kg): 2.3

Lamp: E27 LED Filament 6 W x 1

L	W	D	H
130	170		310



JNL-GRY-WL92932

Description: 2 Light cage type, antique green marble with antique finish base wall lamp

Fixture Height: 310

Standard Packaging Box: 1

Net Weight (Kg): 4.5

Lamp: E27 LED Filament 6 W x 2

L	W	D	H
340	160		310



JNL-CHR-MB160275211A

Description: 1 Light frosted glass with chrome finish base wall lamp

Fixture Height: 200

Standard Packaging Box: 8

Net Weight (Kg): 0.9

Lamp: E27 LED 7 W x 1

L	W	D	H
130	180		200



JNL-CHR-MB160275212A

Description: 2 Light frosted glass with chrome finish base wall lamp

Fixture Height: 195

Standard Packaging Box: 4

Net Weight (Kg): 2

Lamp: E27 LED 7 W x 2

L	W	D	H
300	180		195



KCH-CHR-MB150330021A
Description: 1 Light champagne opal glass with chrome finish wall lamp
Fixture Height: 355
Standard Packaging Box: 1
Net Weight (Kg): 1.5
Lamp: E14 LED 4 W x 1

L	W	D	H
210	330		355



KCH-CHR-MB150330022A
Description: 2 Light champagne opal glass with chrome finish wall lamp
Fixture Height: 355
Standard Packaging Box: 1
Net Weight (Kg): 2.2
Lamp: E14 LED 4 W x 2

L	W	D	H
480	260		355



JHL-CHR-MB160275531B
Description: 1 Light opal glass with chrome finish base wall lamp
Fixture Height: 235
Standard Packaging Box: 8
Net Weight (Kg): 0.6
Lamp: E14 LED 4 W x 1

L	W	D	H
120	130		235



JHL-CHR-MB160275532B
Description: 2 Light opal glass with chrome finish base wall lamp
Fixture Height: 235
Standard Packaging Box: 4
Net Weight (Kg): 1
Lamp: E14 LED 4 W x 2

L	W	D	H
270	130		225



JNL-AGR-WL89872

Description: 2 Light tap style with antique green finish base wall lamp

Fixture Height: 270

Standard Packaging Box: 4

Net Weight (Kg): 1.6

Lamp: E27 LED Filament 6 W x 2

L	W	D	H
315	150		270



JNL-AGR-WL89871

Description: 1 Light tap style with antique green finish base wall lamp

Fixture Height: 200

Standard Packaging Box: 8

Net Weight (Kg): 0.6

Lamp: E27 LED 4 W x 1

L	W	D	H
130	167		200

Wall Lights



JNL-GRY-WL91301

Description: 1 Light mesh/ ceramic with rusty finish wall lamp

Fixture Height: 340

Standard Packaging Box: 1

Net Weight (Kg): 3.5

Lamp: E27 LED 6 W x 1

L	W	D	H
210	150		340



JNL-CHR-MB160275542A

Description: 2 Light opal glass with chrome finish wall lamp

Fixture Height: 230

Standard Packaging Box: 4

Net Weight (Kg): 1.2

Lamp: E27 LED 7 W x 2

L	W	D	H
270	150		230



JNL-CHR-MB160275541A

Description: 1 Light frosted glass with chrome finish wall lamp

Fixture Height: 230

Standard Packaging Box: 8

Net Weight (Kg): 0.65

Lamp: E27 LED 7 W x 1

L	W	D	H
120	150		230

Wall Lights



JNL-NKL-WLRB0480SE27

Description: 1 Light opal glass with nickel finish base wall lamp

Fixture Height: 235

Standard Packaging Box: 8

Net Weight (Kg): 0.58

Lamp: E27 LED 7 W x 1

L	W	D	H
100	140		235



JNL-COP-WL180461B

Description: 1 Light mesh with rust finish base wall lamp

Fixture Height: 350

Standard Packaging Box: 8

Net Weight (Kg): 1.5

Lamp: E27 LED Filament 6 W x 1

L	W	D	H
120	140		350



JNL-NKL-WLSL55004E27

Description: 1 Light opal glass with nickel finish base wall lamp

Fixture Height: 295

Standard Packaging Box: 8

Net Weight (Kg): 0.65

Lamp: E27 LED 7 W x 1

L	W	D	H
125	220		295



JNL-NKL-WLBPGG001E27

Description: 1 Light opal globe glass with nickel finish base wall lamp

Fixture Height: 315

Standard Packaging Box: 8

Net Weight (Kg): 0.7

Lamp: E27 LED 7 W x 1

L	W	D	H
120	225		315

Wall Lights



JNL-NKL-WLBPGG002E27

Description: 2 Light opal globe glass with nickel finish base wall lamp


Fixture Height: 315

Standard Packaging Box: 4

Net Weight (Kg): 1.45

Lamp: E27 LED 7 W x 2

L	W	D	H
275	225		315



JIG-COP-WL1204W1

Description: 1 Light aluminium hexagon style with antique copper finish wall lamp

Available in: Antique brass / Copper

Fixture Height: 160

Standard Packaging Box: 1

Net Weight (Kg): 1.2

Lamp: E14 LED 4 W x 1

L	W	D	H
230	160		160



JNL-BRG-WLCONESIE14

Description: 1 Light cone opal glass wall lamp

Fixture Height: 280

Standard Packaging Box: 8

Net Weight (Kg): 0.7

Lamp: E14 LED 4 W x 1

L	W	D	H
100	140		300



JNL-BRG-WLCYLNDIE14

Description: 1 Light cylindrical opal glass wall lamp

Fixture Height: 300

Standard Packaging Box: 8

Net Weight (Kg): 0.6

Lamp: E14 LED 4 W x 1

L	W	D	H
100	140		300



JES-BLK-WL00002PRE14

Description: 2 Light black base with black crystal wall lamp

Fixture Height: 300

Standard Packaging Box: 4

Net Weight (Kg): 2.9

Lamp: E14 LED 4 W x 2

L	W	D	H
500	170		300



JES-WHT-WL00002TAE14

Description: 2 Light clear glass with crystal wall lamp

Fixture Height: 360

Standard Packaging Box: 4

Net Weight (Kg): 2.1

Lamp: E27 LED 5 W x 2

L	W	D	H
440	160		360



JHL-COG-WL1216W

Description: 1 Light copper glass with cognac finish wall lamp

Fixture Height: 550

Standard Packaging Box: 1

Net Weight (Kg): 1.5

Lamp: E14 LED 4 W x 1

L	W	D	H
130	210		550

Wall Lights



WBR-CHR-MB12021191B

Description: 1 Light black fabric shade with chrome finish base wall lamp

Fixture Height: 205

Standard Packaging Box: 1

Net Weight (Kg): 1.5

Lamp: E14 LED 4 W x 1

L	W	D	H
240	280		205



WBR-CHR-MB12021192B

Description: 1 Light black fabric shade with chrome finish base wall lamp with 3 W reading lamp

Fixture Height: 405

Standard Packaging Box: 1

Net Weight (Kg): 1.5

Lamp: E14 LED 4 W x 1

L	W	D	H
240	280		405



WBR-CHR-MB12021192A

Description: 1 Light ivory fabric shade with chrome finish base wall lamp (bulb included)

Fixture Height: 405

Standard Packaging Box: 1

Net Weight (Kg): 2

Lamp: E14 LED 4 W x 1

L	W	D	H
155	280		405



JES-AMB-WL00002SYE14

Description: 2 Light honey glass wall lamp

Fixture Height: 225

Standard Packaging Box: 4

Net Weight (Kg): 1.9

Lamp: E14 LED 4 W x 2

L	W	D	H
590	200		225

Wall Lights



WBR-SNS-5048X2

Description: 2 Light SS finish with double neck wall lamp

Fixture Height: 80

Standard Packaging Box: 1

Net Weight (Kg): 1

Lamp: LED 3 W x 2 (In-built)

L	W	D	H
228	100		110



WBR-SNS-5048

Description: 1 Light SS finish with single neck wall lamp

Fixture Height: 125

Standard Packaging Box: 1

Net Weight (Kg): 0.6

Lamp: LED 3 W x 1 (In-built)

L	W	D	H
77	100		125



JES-WHT-WL1174W

Description: 3 Light frosted glass and aluminium with antique white finish wall lamp

Fixture Height: 360

Standard Packaging Box: 1

Net Weight (Kg): 4.3

Lamp: E14 LED 4 W x 3

L	W	D	H
590	350		360



WBR-CHR-MB12021182A

Description: 1 Light ivory fabric shade with chrome finish base wall lamp

Fixture Height: 480

Standard Packaging Box: 1

Net Weight (Kg): 1.5

Lamp: E14 LED 4 W x 1

L	W	D	H
240	180		480



WBR-ABR-FBCRYS155

Description: 1 Light fabric shade with crystal plate base wall lamp

Fixture Height: 310

Standard Packaging Box: 1

Net Weight (Kg): 2

Lamp: E14 LED 4 W x 1

L	W	D	H
230	160		310



WBR-BRS-WL5009

Description: 1 Light with brass finish wall lamp

Fixture Height: 350

Standard Packaging Box: 1

Net Weight (Kg): 1.5

Lamp: E14 LED 4 W x 1

L	W	D	H
120	110		350



WBR-CHR-WL5007X315

Description: 1 Light flute with chrome finish wall lamp


Fixture Height: 345

Standard Packaging Box: 4

Net Weight (Kg): 2.5

Lamp: E14 LED 4 W x 1

L	W	D	H
110	100		345



WBR-CHR-WLLED5006

Description: 2 Light strip with chrome finish wall lamp

Fixture Height: 195

Standard Packaging Box: 1

Net Weight (Kg): 2.5

Lamp: E14 LED 4 W x 2

L	W	D	H
185	95		195



WBR-CHR-WLRDFAB150
Description: 1 Light fabric shade with chrome finish base wall lamp
Fixture Height: 310
Standard Packaging Box: 1
Net Weight (Kg): 2
Lamp: E14 LED 1 x 4 W and 3 W (In-built)

L	W	D	H
210	160		310



WBR-ABR-BELLFAB255
Description: 1 Light bell shape fabric shade with antique brass finish base wall lamp
Fixture Height: 315
Standard Packaging Box: 1
Net Weight (Kg): 2
Lamp: E14 LED 1 x 4 W and 3 W (In-built)

L	W	D	H
260	220		315



WBR-BCH-5048XBC
Description: 1 Light spot light with black chrome finish wall lamp
Fixture Height: 100
Standard Packaging Box: 1
Net Weight (Kg): 0.6
Lamp: E14 LED 3 W x 1 (In-built)

L	W	D	H
80	90		100



WBR-CHR-LBED01R003XW
Description: 1 Light with chrome finish wall lamp
Fixture Height: 220
Standard Packaging Box: 1
Net Weight (Kg): 0.30
Lamp: E14 LED 3 W x 1 (In-built)

L	W	D	H
200	80		220





Bath (Aqua) Lights

Take bath décor beyond the ordinary with Jaquar's Aqualite range. Created specially for the bathroom, these are the perfect choice for withstanding the rigours of the bath environment.



KWB-CHR-MB12021341A

Description: 1 Light opal glass with chrome finish base wall lamp

Fixture Height: 181

Standard Packaging Box: 12

Net Weight (Kg): 1.5

Lamp: G9 LED 4 W x 1

L	W	D	H
130	156		181

Bath (Aqua) Lights



KWB-CHR-MB12021151A

Description: 1 Light opal glass with chrome finish base wall lamp

Fixture Height: 166

Standard Packaging Box: 12

Net Weight (Kg): 0.9

Lamp: G9 LED 4 W x 1

L	W	D	H
120	160		166



KWB-CHR-MB12021161A

Description: 1 Light opal glass with chrome finish base wall lamp

Fixture Height: 156

Standard Packaging Box: 12

Net Weight (Kg): 0.6

Lamp: G9 LED 4 W x 1

L	W	D	H
110	145		156



KWB-CHR-MB12021331A

Description: 1 Light opal glass with chrome finish base wall lamp

Fixture Height: 190

Standard Packaging Box: 1

Net Weight (Kg): 1.2

Lamp: G9 LED 4 W x 1

L	W	D	H
170	130		190



KWB-CHR-MB12021321A

Description: 1 Light opal glass with chrome finish base wall lamp

Fixture Height: 270

Standard Packaging Box: 12

Net Weight (Kg): 1.5

Lamp: E14 LED 4 W x 1

L	W	D	H
107	80		270



KWB-CHR-MB12021131A

Description: 1 Light opal glass with chrome finish base wall lamp

Fixture Height: 206

Standard Packaging Box: 1

Net Weight (Kg): 0.5

Lamp: G9 LED 4 W x 1

L	W	D	H
150	100		206

Bath (Aqua) Lights



KWB-CHR-MB48011A

Description: 1 Light opal glass with nickel finish base wall lamp

Fixture Height: 212

Standard Packaging Box: 12

Net Weight (Kg): 0.8

Lamp: G9 LED 4 W x 1

L	W	D	H
74	95		212

KWB-CHR-MB48021A

Description: 1 Light matt opal glass with nickel finish base wall lamp

Fixture Height: 290

Standard Packaging Box: 12

Net Weight (Kg): 1.5

Lamp: E14 LED 4 W x 1

L	W	D	H
74	100		290



KWB-CHR-MB12021121A

Description: 1 Light opal glass with chrome finish base wall lamp

Fixture Height: 290

Standard Packaging Box: 12

Net Weight (Kg): 0.6

Lamp: G9 LED 4 W x 1

L	W	D	H
70	137		290



KWB-CHR-MB48022A
Description: 2 Light opal glass
with nickel finish base wall lamp
Fixture Height: 74
Standard Packaging Box: 12
Net Weight (Kg): 1
Lamp: E14 LED 4 W x 2

L	W	D	H
500	100		74



KWB-CHR-MB12021172A
Description: 2 Light opal glass
with chrome finish base wall lamp
Fixture Height: 80
Standard Packaging Box: 12
Net Weight (Kg): 1.3
Lamp: E14 LED 4 W x 2

L	W	D	H
485	85		80



KWB-CHR-MB48012D
Description: 2 Light clear glass
with chrome finish base wall lamp
and inside frosted glass
Fixture Height: 130
Standard Packaging Box: 12
Net Weight (Kg): 1.3
Lamp: G9 LED 4 W x 2

L	W	D	H
400	100		130



KWB-CHR-MB12021262A
Description: 2 Light opal glass
with chrome finish base wall lamp
Fixture Height: 60
Standard Packaging Box: 12
Net Weight (Kg): 0.6
Lamp: G9 LED 4 W x 2

L	W	D	H
330	55		60





50 000 hrs



FREE
Mercury

IP20

Commercial Lights

Jaquar Lighting pushes the boundaries of commercial lighting to provide you with some of the most advanced, high performance, energy-saving lighting systems for the workplace. Choose from a wide variety of products to suit every application and meet the lighting needs of all kinds of commercial spaces, from workstations to conference rooms, reception areas to cabins, and small and large showrooms, workshops and factories.

APPLICATIONS



OFFICE



HOTEL AND
RESTAURANT



RESIDENCE



STAIRCASE



AUDITORIUM



CORRIDOR



RETAIL



HOSPITAL



ROHS COMPLIANT



ECAS



UL



CE

Applicable to select products only

Content

COMMERCIAL INDOOR LIGHTS

DOWNLIGHTS

Neve Plus (Round)	237
Neve Plus (Square)	237
Lucent	238
Areva Prime	238
Ensava Plus	239
Neve Surface (Round)	239
Neve Surface (Square)	239
Nero Surface (Round)	240
Nero Surface (Square)	240
Spot	240

COB-DOWNLIGHTS

Teny	241
Estus Swivel (Round)	241
Eris (Low border deep-recessed)	242
Eris Swivel (Round)	243
Eris Reflecto	243
Eris Fixed	244
GU10	244
MR16	244

PANELS

Ultima Slim	245
Accessories for Ultima Slim	245
Ultima Ultra Slim	245
Ultima Multi-colour	246
Ultima Ultra	246
Ultima	246

BATTENS

Glaze	247
Glaze (PC)	247
Glaze Ultra (PC)	247
T8 Retro Tube	248
Glaze Ultra Aluminium	248

DESIGNER LIGHTS

Reflectorz	252
Lattice	252
Crystic	252
Dazy- Trimless (Deep-recessed)	253
Eris Surface (Deep surface)	253
Scintillio Slim	254

MAGNETIC LIGHTS

Orelli Slim	258
Insta Ray Slim Linear- with Lens	258
Insta Ray Slim Linear	259
Insta Ray Round Slim	259
Magnetic Track Light Accessories	260

RETAIL LIGHTS

Zoom Light	264
Multiple Zoom Light	265
Focus Light	266
Track Light	266

Accessories for Track Light

2 Line Track	267
3 Line Track	267
2 Line Track Connector	267
3 Line Track Connector	267
Epito	268
Cyno	268
Empha	268
Emina	269
Rene	269
IP20 Strip Light (24 V DC)	270
IP65 Strip Light (24 V DC)	270
Power Supply for Indoor Strip Light (IP20)	271
Power Supply for Outdoor Strip Light (IP65 rated)	271

INDUSTRIAL LIGHTS

Glaze	274
Pride (Weather-proof IP65 rated)	274
Unilite	274
Bulk Head	275
Well Glass	275
Ultralite Highbay	276
Highbay	276

COMMERCIAL OUTDOOR LIGHTS

PCR	280
Trump	280
Street Light (45 W)	280
Street Light (25 & 30 W)	280
Street Light (60, 70 & 72 W)	281
Street Light (90, 120, 150 & 200 W)	281
Flood Light	281
Faro (Low wattage floodlight)	282
Ledstar	282





Commercial Indoor Lights

Jaquar's lighting solutions for indoor commercial spaces include a wide range of high quality Downlights, COB Downlights, Battens and Panel lights. The choice makes it easy to find the perfect solution for every décor and lighting need.

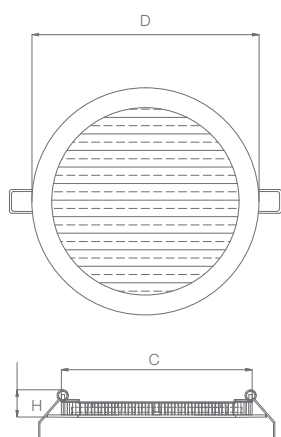
- **Downlights**
Choose from as many as 10 different design ranges with sleek profiles, and multiple shapes and specifications.
- **COB Downlights**
Jaquar's recess-mounted COB downlights are available in 3 extensive design ranges with multiple choices of illumination power.
- **Panels**
Available in recess-mounted, surface-mounted or pendant applications, Jaquar's LED panels are first among the equals.
- **Battens and Tubes**
Jaquar offers Battens in 2 designs, a variety of outputs, and 3 different colour temperatures. Also available are a wide range of Tubes.
- **Designer Lights**
Jaquar's stunning offering in its Designer Lighting series brings state-of-the-art lighting solutions for commercial indoor spaces.
- **Retail Lights**
Jaquar offers a complete range of recess-mounted and surface-mounted spotlights, strip lights, and accessories for innovative and attractive commercial indoor spaces.
- **Industrial Lights**
Jaquar offers high-powered, long-lasting tube lights, bulk heads, and COB highbay lights for heavy-duty lighting requirements of industrial plants, factories and shop floors.



Downlights

Recess-mounted round panel with die cast aluminium housing.

Neve Plus (Round)



Item Code	Wattage (w)	CCT (k)	Case No.
LNEP01R003XC	3	6500	20
LNEP01R003XN	3	4000	20
LNEP01R003XW	3	3000	20
LNEP01R006XC	6	6500	20
LNEP01R006XN	6	4000	20
LNEP01R006XW	6	3000	20
LNEP01R012XC	12	6500	10
LNEP01R012XN	12	4000	10
LNEP01R012XW	12	3000	10
LNEP01R015XC	15	6500	10
LNEP01R015XN	15	4000	10
LNEP01R015XW	15	3000	10
LNEP01R018XC	18	6500	10
LNEP01R018XN	18	4000	10
LNEP01R018XW	18	3000	10
LNEP01R024XC	24	6500	10
LNEP01R024XN	24	4000	10
LNEP01R024XW	24	3000	10

3 W Cutout: Ø 72 mm
Height: 20 mm

6 W Cutout: Ø 107 mm
Height: 20 mm

12 W Cutout: Ø 160 mm
Height: 20 mm

15 W Cutout: Ø 180 mm
Height: 20 mm

18 W Cutout: Ø 206 mm
Height: 20 mm

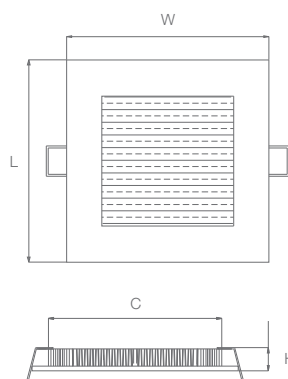
24 W Cutout: Ø 275 mm
Height: 20 mm

*THD <10% for wattage ≥12 W.

Recess-mounted square panel with die cast aluminium housing.

Neve Plus (Square)

Item Code	Wattage (w)	CCT (k)	Case No.
LNEP01S003XC	3	6500	20
LNEP01S003XN	3	4000	20
LNEP01S003XW	3	3000	20
LNEP01S006XC	6	6500	20
LNEP01S006XN	6	4000	20
LNEP01S006XW	6	3000	20
LNEP01S012XC	12	6500	10
LNEP01S012XN	12	4000	10
LNEP01S012XW	12	3000	10
LNEP01S015XC	15	6500	10
LNEP01S015XN	15	4000	10
LNEP01S015XW	15	3000	10
LNEP01S018XC	18	6500	10
LNEP01S018XN	18	4000	10
LNEP01S018XW	18	3000	10
LNEP01S024XC	24	6500	10
LNEP01S024XN	24	4000	10
LNEP01S024XW	24	3000	10



3 W Length: 72 mm
Width: 72 mm
Height: 20 mm

6 W Length: 107 mm
Width: 107 mm
Height: 20 mm

12 W Length: 160 mm
Width: 160 mm
Height: 20 mm

15 W Length: 180 mm
Width: 180 mm
Height: 20 mm

18 W Length: 206 mm
Width: 206 mm
Height: 20 mm

24 W Length: 275 mm
Width: 275 mm
Height: 20 mm

*THD < 10% for wattage ≥ 12 W.

Downlights

Recess-mounted, sleek, round downlight with die cast aluminium housing and polycarbonate diffuser for dazzle-free soft light.



Lucent

Item Code	Wattage (w)	CCT (k)	Case No.
LLCN01R003XC	3	6500	20
LLCN01R003XN	3	4000	20
LLCN01R003XW	3	3000	20
LLCN01R006XC	6	6500	20
LLCN01R006XN	6	4000	20
LLCN01R006XW	6	3000	20
LLCN01R009XC	9	6500	20
LLCN01R009XN	9	4000	20
LLCN01R009XW	9	3000	20
LLCN01R012XC	12	6500	10
LLCN01R012XN	12	4000	10
LLCN01R012XW	12	3000	10
LLCN01R015XC	15	6500	10
LLCN01R015XN	15	4000	10
LLCN01R015XW	15	3000	10
LLCN01R018XC	18	6500	10
LLCN01R018XN	18	4000	10
LLCN01R018XW	18	3000	10
LLCN01R022XC	22	6500	10
LLCN01R022XN	22	4000	10
LLCN01R022XW	22	3000	10

3 W Cutout: Ø 70 mm
(DxH): Ø 82x17 mm

6 W Cutout: Ø 105 mm
(DxH): Ø 116x17 mm

9 W Cutout: Ø 105 mm
(DxH): Ø 116x17 mm

12 W Cutout: Ø 132 mm
(DxH): Ø 144x17 mm

15 W Cutout: Ø 155 mm
(DxH): Ø 166x17 mm

18 W Cutout: Ø 155 mm
(DxH): Ø 166x17 mm

22 W Cutout: Ø 175 mm
(DxH): Ø 184x17 mm

Recess-mounted, maintenance-free, round downlight with die cast aluminium housing and sleek backlit design suitable for low height ceiling.

Areva Prime



Item Code	Wattage (w)	CCT (k)	Case No.
LARP01R006XC	6	6500	20
LARP01R006XN	6	4000	20
LARP01R006XW	6	3000	20
LARP01R009XC	9	6500	20
LARP01R009XN	9	4000	20
LARP01R009XW	9	3000	20
LARP01R012XC	12	6500	10
LARP01R012XN	12	4000	10
LARP01R012XW	12	3000	10
LARP01R015XC	15	6500	10
LARP01R015XN	15	4000	10
LARP01R015XW	15	3000	10
LARP01R018XC	18	6500	10
LARP01R018XN	18	4000	10
LARP01R018XW	18	3000	10
LARP01R024XC	24	6500	10
LARP01R024XN	24	4000	10
LARP01R024XW	24	3000	10

6 W Cutout: Ø 80 mm
(DxH): Ø 90x28 mm

9 W Cutout: Ø 80 mm
(DxH): Ø 90x28 mm

12 W Cutout: Ø 105 mm
(DxH): Ø 120x28 mm

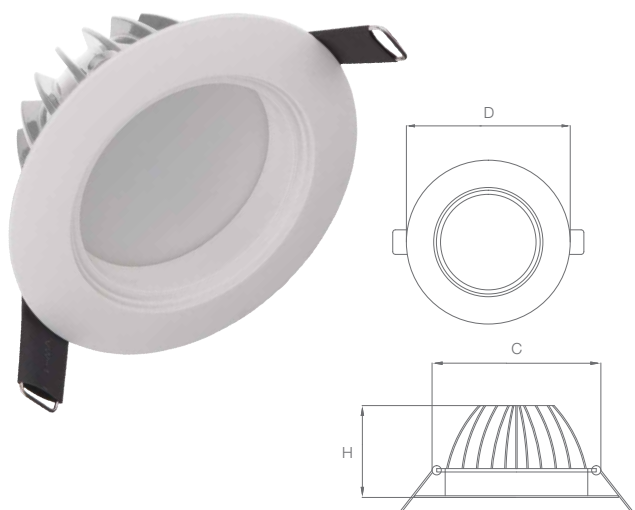
15 W Cutout: Ø 105 mm
(DxH): Ø 120x28 mm

18 W Cutout: Ø 152 mm
(DxH): Ø 171x28 mm

24 W Cutout: Ø 207 mm
(DxH): Ø 225x28 mm

Downlights

Recess-mounted round downlight with die cast aluminium housing.



Ensavé Plus

Item Code	Wattage (w)	CCT (k)	Case No.
LESP01R009XC	9	6500	20
LESP01R009XN	9	4000	20
LESP01R009XW	9	3000	20
LESP01R015XC	15	6500	10
LESP01R015XN	15	4000	10
LESP01R015XW	15	3000	10
LESP01R025XC	25	6500	10
LESP01R025XN	25	4000	10
LESP01R025XW	25	3000	10

9 W Cutout: Ø 100 mm
Height: 60 mm

15 W Cutout: Ø 160 mm
Height: 85 mm

25 W Cutout: Ø 160 mm
Height: 85 mm

Surface-mounted, round panel with die cast aluminium housing.



Neve Surface (Round)


Item Code	Wattage (w)	CCT (k)	Case No.
LNVE02R006SC	6	6500	10
LNVE02R006SN	6	4000	10
LNVE02R006SW	6	3000	10
LNVE02R012SC	12	6500	10
LNVE02R012SN	12	4000	10
LNVE02R012SW	12	3000	10
LNVE02R018SC	18	6500	10
LNVE02R018SN	18	4000	10
LNVE02R018SW	18	3000	10

6 W Dia: Ø 125 mm
Height: 45 mm

12 W Dia: Ø 175 mm
Height: 45 mm

18 W Dia: Ø 225 mm
Height: 45 mm

Surface-mounted, square panel with die cast aluminium housing.



Neve Surface (Square)

Item Code	Wattage (w)	CCT (k)	Case No.
LNVE02S006SC	6	6500	10
LNVE02S006SN	6	4000	10
LNVE02S006SW	6	3000	10
LNVE02S012SC	12	6500	10
LNVE02S012SN	12	4000	10
LNVE02S012SW	12	3000	10
LNVE02S018SC	18	6500	10
LNVE02S018SN	18	4000	10
LNVE02S018SW	18	3000	10

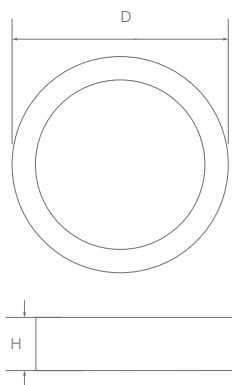
6 W Length: 125 mm
Width: 125 mm
Height: 45 mm

12 W Length: 175 mm
Width: 175 mm
Height: 45 mm

18 W Length: 225 mm
Width: 225 mm
Height: 45 mm

Downlights

Surface-mounted round panel with die cast aluminium housing.



Nero Surface (Round)

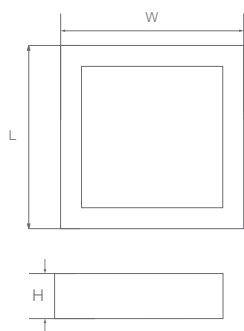
Item Code	Wattage (w)	CCT (k)	Case No.
LNRO02R006SC	6	6500	20
LNRO02R006SN	6	4000	20
LNRO02R006SW	6	3000	20
LNRO02R012SC	12	6500	12
LNRO02R012SN	12	4000	12
LNRO02R012SW	12	3000	12
LNRO02R018SC	18	6500	12
LNRO02R018SN	18	4000	12
LNRO02R018SW	18	3000	12

6 W Dia: Ø 125 mm
Height: 35 mm

12 W Dia: Ø 175 mm
Height: 35 mm

18 W Dia: Ø 225 mm
Height: 35 mm

Surface-mounted square panel with die cast aluminium housing.



Nero Surface (Square)

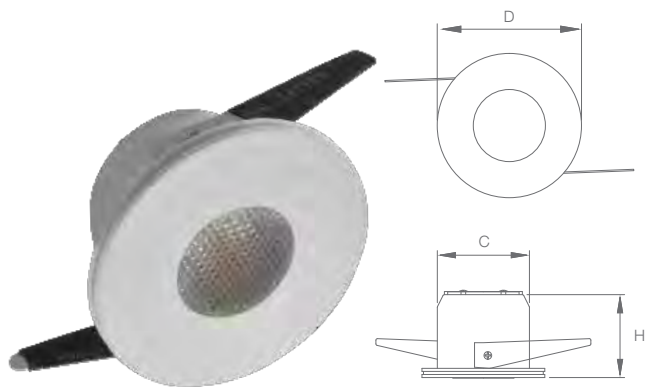
Item Code	Wattage (w)	CCT (k)	Case No.
LNRO02S006SC	6	6500	20
LNRO02S006SN	6	4000	20
LNRO02S006SW	6	3000	20
LNRO02S012SC	12	6500	12
LNRO02S012SN	12	4000	12
LNRO02S012SW	12	3000	12
LNRO02S018SC	18	6500	12
LNRO02S018SN	18	4000	12
LNRO02S018SW	18	3000	12

6 W Length: 125 mm
Width: 125 mm
Height: 35 mm

12 W Length: 175 mm
Width: 175 mm
Height: 35 mm

18 W Length: 225 mm
Width: 225 mm
Height: 35 mm

Recess-mounted spotlight with aluminium housing and prismatic diffuser (white finish).



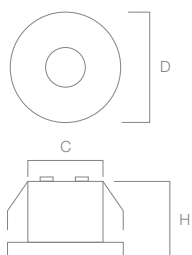
Espot

Item Code	Wattage (w)	CCT (k)	Case No.
LSPT06R002XC	2	6000	20
LSPT06R002XW	2	3000	20

2 W Cutout: Ø 32 mm
Height: 25 mm

COB-Downlights

Recess-mounted spotlight with aluminium housing (white finish).

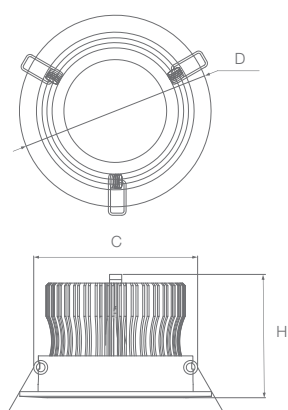


Teny

Item Code	Wattage (w)	CCT (k)	Case No.
LTNY01R002XW	2	3000	50

Round: 2 W Cutout: Ø 27 mm
Height: 27 mm

Recess-mounted, COB-based, round, tiltable downlight with die cast aluminium housing and 36° beam angle.



Estus Swivel (Round)

Item Code	Wattage (w)	CCT (k)	Case No.
LETS36R003XC	3	6500	20
LETS36R003XN	3	4000	20
LETS36R003XW	3	3000	20
LETS36R006XC	6	6500	20
LETS36R006XN	6	4000	20
LETS36R006XW	6	3000	20
LETS36R009XC	9	6500	20
LETS36R009XN	9	4000	20
LETS36R009XW	9	3000	20
LETS36R012XC	12	6500	20
LETS36R012XN	12	4000	20
LETS36R012XW	12	3000	20
LETS36R015XC	15	6500	20
LETS36R015XN	15	4000	20
LETS36R015XW	15	3000	20
LETS36R018XC	18	6500	10
LETS36R018XN	18	4000	10
LETS36R018XW	18	3000	10
LETS36R024XC	24	6500	10
LETS36R024XN	24	4000	10
LETS36R024XW	24	3000	10
LETS36R030XC	30	6500	10
LETS36R030XN	30	4000	10
LETS36R030XW	30	3000	10

3 W Cutout: Ø 58 mm
Height: 50 mm

6 W Cutout: Ø 74 mm
Height: 65 mm

9 W Cutout: Ø 74 mm
Height: 65 mm

12 W Cutout: Ø 95 mm
Height: 85 mm

15 W Cutout: Ø 95 mm
Height: 85 mm

18 W Cutout: Ø 118 mm
Height: 85 mm

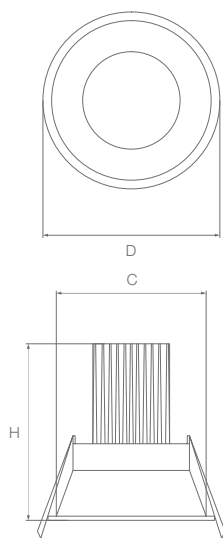
24 W Cutout: Ø 118 mm
Height: 85 mm

30 W Cutout: Ø 118 mm
Height: 100 mm

*THD <10% for wattage ≥6 W.

COB-Downlights

Deep recess-mounted, COB-based, round, fixed downlight with die cast aluminium housing and 24° beam angle.



Eris (Low border deep recess)

Item Code	Wattage (w)	CCT (k)	Case No.
LERS02R005XC	5	6500	20
LERS02R005XN	5	4000	20
LERS02R005XW	5	3000	20
LERS02R010XC	10	6500	20
LERS02R010XN	10	4000	20
LERS02R010XW	10	3000	20
LERS02R015XC	15	6500	10
LERS02R015XN	15	4000	10
LERS02R015XW	15	3000	10
LERS02R020XC	20	6500	10
LERS02R020XN	20	4000	10
LERS02R020XW	20	3000	10

5 W Cutout: Ø 47 mm
Height: 100 mm

10 W Cutout: Ø 69 mm
Height: 110 mm

15 W Cutout: Ø 80 mm
Height: 120 mm

20 W Cutout: Ø 115 mm
Height: 130 mm

*THD <10%, *CRI >90

COB-Downlights

Deep recess-mounted, COB-based swivel downlight with 38° beam angle.



Eris Swivel (Round)

Item Code	Wattage (w)	CCT (k)	Case No.
LERS03R007XC	7	6500	20
LERS03R007XN	7	4000	20
LERS03R007XW	7	3000	20
LERS03R012XC	12	6500	10
LERS03R012XN	12	4000	10
LERS03R012XW	12	3000	10
LERS03R020XC	20	6500	20
LERS03R020XN	20	4000	20
LERS03R020XW	20	3000	20
LERS03R030XC	30	6500	10
LERS03R030XN	30	4000	10
LERS03R030XW	30	3000	10

7 W Cutout: Ø 78 mm
Height: 73 mm

12 W Cutout: Ø 92 mm
Height: 90 mm

20 W Cutout: Ø 117 mm
Height: 90 mm

30 W Cutout: Ø 148 mm
Height: 98 mm

*THD <10%, CRI >90

Recess-mounted, COB-based downlight with die cast aluminium housing and anodized reflector.



Eris Reflecto

Item Code	Wattage (w)	CCT (k)	Case No.
LERS04R007XC	7	6500	50
LERS04R007XN	7	4000	50
LERS04R007XW	7	3000	50
LERS04R012XC	12	6500	10
LERS04R012XN	12	4000	10
LERS04R012XW	12	3000	10
LERS04R020XC	20	6500	20
LERS04R020XN	20	4000	20
LERS04R020XW	20	3000	20
LERS04R030XC	30	6500	20
LERS04R030XN	30	4000	20
LERS04R030XW	30	3000	20

7 W Cutout: Ø 75 mm
Height: 43 mm
Beam angle: 38°

12 W Cutout: Ø 97 mm
Height: 53 mm
Beam angle: 43°

20 W Cutout: Ø 115 mm
Height: 65 mm
Beam angle: 52°

30 W Cutout: Ø 140 mm
Height: 75 mm
Beam angle: 52°

COB-Downlights

Recess-mounted, COB-based downlight with die cast aluminium housing and clear glass.



Eris Fixed

Item Code	Wattage (w)	CCT (k)	Case No.
LERS05R007XC	7	6500	50
LERS05R007XN	7	4000	50
LERS05R007XW	7	3000	50
LERS05R012XC	12	6500	40
LERS05R012XN	12	4000	40
LERS05R012XW	12	3000	40
LERS05R020XC	20	6500	10
LERS05R020XN	20	4000	10
LERS05R020XW	20	3000	10
LERS05R035XC	35	6500	10
LERS05R035XN	35	4000	10
LERS05R035XW	35	3000	10

7 W Cutout: Ø 80 mm
Height: 60 mm
Beam angle: 33°

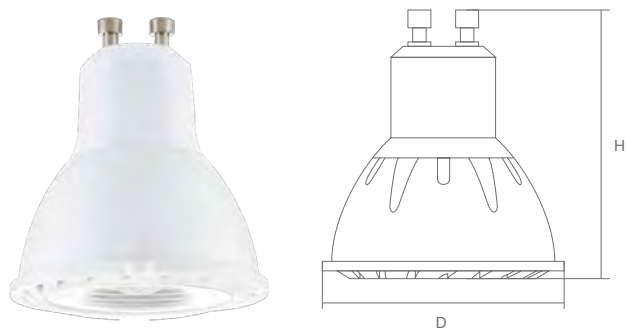
12 W Cutout: Ø 100 mm
Height: 65 mm
Beam angle: 45°

20 W Cutout: Ø 130 mm
Height: 75 mm
Beam angle: 45°

35 W Cutout: Ø 185 mm
Height: 95 mm
Beam angle: 50°

Decorative, energy efficient, flicker-free low power consumption bulb

GU10



Item Code	Wattage (w)	CCT (k)	Case No.
LGU10XX005XN	5	4000	200
LGU10XX005XW	5	2700	200
LGU10XX007XN	7	4000	200
LGU10XX007XW	7	2700	200

5 W Dia: Ø50 mm
Height: 55 mm

7 W Dia: Ø50 mm
Height: 55 mm

Decorative, energy efficient, flicker-free low power consumption bulb

MR16



Item Code	Wattage (w)	CCT (k)	Case No.
LMR16XX007XN	7	4000	200
LMR16XX007XW	7	3000	200

7 W Dia: Ø50 mm
Height: 55 mm

Panels

Recess-mounted 2x2 panel with white powder coated CRCA housing and full mounted acrylic diffuser.



Ultima Slim

Item Code	Wattage (w)	CCT (k)	Case No.
LULTSLS036XC	36	6500	2
LULTSLS036XN	36	4000	2
LULTSLS036XW	36	3000	2
LULTSLSN36XC*	36	6500	2

36 W Length: 580 mm
Width: 580 mm
Height: 30 mm

*With motion Sensor

Accessories for Ultima Slim

Item Code	Description
L2X2SLCLIPXX	Recess-mount clip for Ultima Slim 2x2 and 1x4 panel
LTMPULTS36SX	Surface-mount template for Ultima Slim 2x2 panel

Recess-mounted 1x4 panel with white powder coated CRCA housing and full mounted acrylic diffuser.



Ultima Ultra Slim

Item Code	Wattage (w)	CCT (k)	Case No.
LULU4SL033XC	33	6500	2
LULU4SL033XN	33	4000	2
LULU4SL033XW	33	3000	2

33 W Length: 1185 mm
Width: 285 mm
Height: 34 mm
Efficacy: 120 Lm/W (for 6500K)

Panels

Multi-colour changeable recess-mounted panel with white powder coated CRCA housing and full mounted acrylic diffuser (2 Ft x 2 Ft).



Ultima Multi-colour

Item Code	Wattage (w)	CCT (k)	Case No.
LULT01S036XM	36	6500 / 4000 / 3000	2

36 W Length: 595 mm
Width: 595 mm
Height: 70 mm
*Colour changes through switching

High efficacy, recess-mounted panel with white powder coated CRCA housing and full mounted acrylic diffuser (2 Ft x 2 Ft), 125 Lm / W for 36 W and 120 Lm / W for 24 W.



Ultima Ultra

Item Code	Wattage (w)	CCT (k)	Case No.
LULTU1S024XC	24	6500	2
LULTU1S036XC	36	6500	2

24 & 36 W Length: 595 mm
Width: 595 mm
Height: 60 mm

Recess-mounted panel with white powder-coated CRCA housing and full mounted window acrylic diffuser (2 Ft x 2 Ft).




Ultima

Item Code	Wattage (w)	CCT (k)	Case No.
LULT02S036XC	36	6000	2
LULT02S036XN	36	4000	2
LULT02S036XW	36	3000	2

36 W Length x Width: 580 x 580 mm
Height: 60 mm

Battens / Tubes

High quality batten with extruded aluminium housing and decorative end caps.



Glaze


Item Code	Wattage (w)	CCT (k)	Case No.
LGLZ01X010XC	10	6500	20
LGLZ01X010XN	10	4000	20
LGLZ01X010XW	10	3000	20
LGLZ01X020XC	20	6500	20
LGLZ01X020XN	20	4000	20
LGLZ01X020XW	20	3000	20
LGLZ01X024XC	24	6500	20
LGLZ01X024XN	24	4000	20
LGLZ01X024XW	24	3000	20

10 W Length: 570 mm
Width: 22 mm
Height: 37 mm

20 W Length: 1135 mm
Width: 22 mm
Height: 37 mm

24 W Length: 1185 mm
Width: 22 mm
Height: 37 mm

High quality batten with polycarbonate housing and decorative end caps.




Glaze (PC)

Item Code	Wattage (w)	CCT (k)	Case No.
LGLZPCX020XC	20	6500	20
LGLZPCX020XN	20	4000	20
LGLZPCX020XW	20	3000	20

20 W Length: 1135 mm
Width: 22 mm
Height: 37 mm

High quality batten with polycarbonate housing and decorative end caps.



Glaze Ultra (PC)

Item Code	Wattage (w)	CCT (k)	Case No.
LGLZPCX022XC	22	6500	20
LGLZPCX022XW	22	3000	20

22 W Length: 1145 mm
Width: 30 mm
Height: 40 mm

Battens / Tubes

Indoor tubelight with aluminium housing and polycarbonate diffuser.



T8 Retro Tube

Item Code	Wattage (w)	CCT (k)	Case No.
LTBL01X010XC	10	6000	10
LTBL01X010XW	10	3000	10
LTBL01X018XC	18	6000	10
LTBL01X018XW	18	3000	10
LTBL01X020XC	20	6000	10
LTBL01X020XW	20	3000	10

10 W Length: 600 mm
Height: 30 mm

18 W Length: 1200 mm
Height: 30 mm

20 W Length: 1200 mm
Height: 30 mm

High quality batten with extruded aluminium housing and decorative end caps.



*22 W - 2650 Lumen

Glaze Ultra Aluminium

Item Code	Wattage (w)	CCT (k)	Case No.
LGLZU1X022XC	22	6500	20
LGLZU1X022XN	22	4000	20
LGLZU1X022XW	22	3000	20

22 W Length: 1135 mm
Width: 20 mm
Height: 35 mm







Designer Lights

Jaquar has stunning offerings in its Designer Lighting series, with more on the way, that bring state-of-the-art lighting solutions to commercial spaces. Any space that uses the Trius or Lattice lights moves several notches up the scale in aesthetic appeal.

Designer Lights

Deep recessed, anti-glare light with die cast aluminium housing, aluminium heat sink and tiltable arrangement.



Reflectorz

Item Code	Wattage (w)	CCT (k)	Case No.
LSYGRDR007XN	7	4000	20
LSYGRDR007XW	7	3000	20
LSYGRDR009XN	9	4000	20
LSYGRDR009XW	9	3000	20
LSYGRDR012XN	12	4000	20
LSYGRDR012XW	12	3000	20

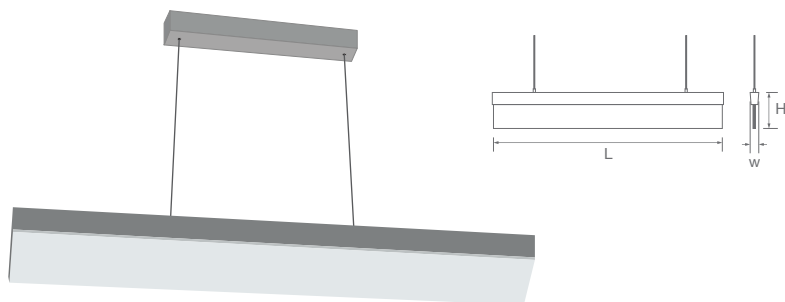
7, 9 & 12 W Cutout: Ø 68 mm
Height: 93 mm

Item Code	Wattage (w)	CCT (k)	Case No.
LSYGOVR007XN	7	4000	20
LSYGOVR007XW	7	3000	20
LSYGOVR009XN	9	4000	20
LSYGOVR009XW	9	3000	20
LSYGOVR012XN	12	4000	20
LSYGOVR012XW	12	3000	20

7, 9 & 12 W Cutout: Ø 68 mm
Height: 93 mm

*THD <10%, CRI >90
2700K available on request

Suspended opti-flow linear light with contemporary design for modern office spaces

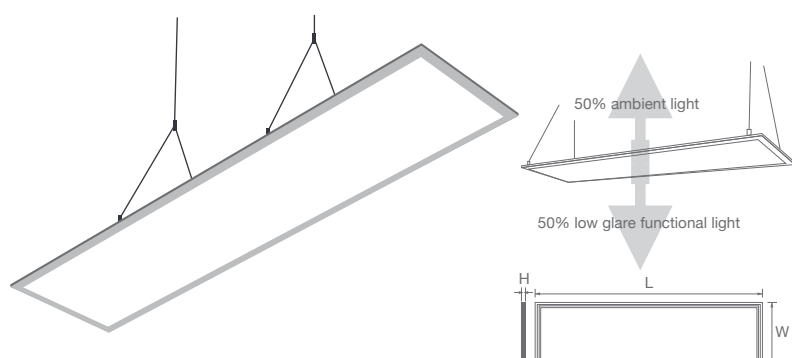


Lattice

Item Code	Wattage (w)	CCT (k)	Case No.
LLTC01S040XW	40	3000	1

Length x Width x Height: 1180 x 15 x 125 mm

Suspended light with contemporary design for modern office spaces (up and downlight) (50:50)



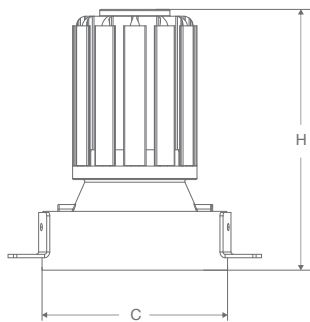
Crystic

Item Code	Wattage (w)	CCT (k)	Case No.
LCRY01S040XW	40	3000	1

Length x Width x Height: 1196 x 296 x 9 mm

Designer Lights

Recess-mounted COB based, trimless, fixed downlight with die cast aluminium housing. Adjustable height and tempered transparent glass diffuser with 36° beam angle.



Dazy- Trimless (Deep recessed)

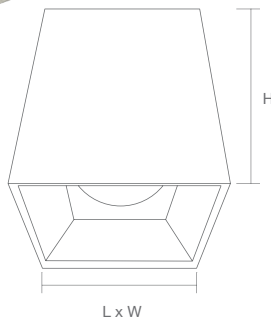

Item Code	Wattage (w)	CCT (k)	Case No.
LDZY02R008XC	8	6500	36
LDZY02R008XN	8	4000	36
LDZY02R008XW	8	3000	36
LDZY02R012XC	12	6500	27
LDZY02R012XN	12	4000	27
LDZY02R012XW	12	3000	27
LDZY01R018XC	18	6500	22
LDZY01R018XN	18	4000	22
LDZY01R018XW	18	3000	22

8 W Cutout: Ø 62 mm
Height: 94 mm

12 W Cutout: Ø 85 mm
Height: 115 mm

18 W Cutout: Ø 100 mm
Height: 129 mm

Surface-mounted COB downlight with die cast aluminium housing and gold finish reflector. 30° beam angle.



Eris Surface (Deep surface)

Item Code	Wattage (w)	CCT (k)	Case No.
LERSWG012SC	12	6500	40
LERSWG012SN	12	4000	40
LERSWG012SW	12	3000	40
LERSWG020SC	20	6500	30
LERSWG020SN	20	4000	30
LERSWG020SW	20	3000	30
LERSWG030SC	30	6500	16
LERSWG030SN	30	4000	16
LERSWG030SW	30	3000	16

Item Code	Wattage (w)	CCT (k)	Case No.
LERSBGS012SC	12	6500	40
LERSBGS012SN	12	4000	40
LERSBGS012SW	12	3000	40
LERSBGS020SC	20	6500	30
LERSBGS020SN	20	4000	30
LERSBGS020SW	20	3000	30
LERSBGS030SC	30	6500	16
LERSBGS030SN	30	4000	16
LERSBGS030SW	30	3000	16

12 W Length: 73 mm
Width: 73 mm
Height: 95 mm

20 W Length: 95 mm
Width: 95 mm
Height: 110 mm

30 W Length: 115 mm
Width: 115 mm
Height: 125 mm

Designer Lights

Decorative, energy efficient, recess mounted 2x2 decorative panel with white powder coated CRCA housing and full mounted acrylic diffuser, flicker-free low power consumption bulb.



Scintillio Slim

Item Code	Wattage (w)	CCT (k)	Case No.
LSNL01S045XC	45	6500	2
LSNL01S045XN	45	4000	2
LSNL01S045XW	45	3000	2

45 W Length: 580 mm
Width: 580 mm
Height: 20 mm

*THD <10%





Magnetic Lights

Adorn your space with modern, stylish, and innovative Magnetic Lights by Jaquar. Create vertical and horizontal styles to suit many creative lighting designs. These lights are perfect for accentuating a particular spot, object, painting or more – just stick them on and let your spaces shine!

Magnetic Lights

Slim magnetic track light with die cast aluminium housing, 48V DC operated.



Orelli Slim

Item Code	Wattage (w)	CCT (k)	Case No.
LORLS24R07XC	7	6500K	24
LORLS24R07XN	7	4000K	24
LORLS24R07XW	7	3000K	24
LORLS24R12XC	12	6500K	24
LORLS24R12XN	12	4000K	24
LORLS24R12XW	12	3000K	24
LORLS24R18XC	18	6500K	24
LORLS24R18XN	18	4000K	24
LORLS24R18XW	18	3000K	24
LORLS24R24XC	24	6500K	24
LORLS24R24XN	24	4000K	24
LORLS24R24XW	24	3000K	24

7 W Cutout: Ø 35 mm
Length: 118 mm
Width: 80 mm
Height: 125 mm

12 W Cutout: Ø 45 mm
Length: 118 mm
Width: 100 mm
Height: 135 mm

18 W Cutout: Ø 60 mm
Length: 118 mm
Width: 125 mm
Height: 150 mm

24 W Cutout: Ø 70 mm
Length: 118 mm
Width: 160 mm
Height: 185 mm

Slim magnetic linear track light with die cast aluminium housing, 48V DC operated.



Insta Ray Slim Linear- with Lens

Item Code	Wattage (w)	CCT (k)	Case No.
LINRSL1F06XC	6	6500K	36
LINRSL1F06XN	6	4000K	36
LINRSL1F06XW	6	3000K	36
LINRSL1F12XC	12	6500K	36
LINRSL1F12XN	12	4000K	36
LINRSL1F12XW	12	3000K	36
LINRSL1F18XC	18	6500K	36
LINRSL1F18XW	18	4000K	36
LINRSL1F18XW	18	3000K	36
LINRSL1F24XC	24	6500K	36
LINRSL1F24XN	24	4000K	36
LINRSL1F24XW	24	3000K	36
LINRSL1F30XC	30	6500K	36
LINRSL1F30XN	30	4000K	36
LINRSL1F30XW	30	3000K	36

6 W Length: 112 mm
Width: 22 mm
Height: 45 mm

12 W Length: 220 mm
Width: 22 mm
Height: 45 mm

18 W Length: 328 mm
Width: 22 mm
Height: 45 mm

24 W Length: 436 mm
Width: 22 mm
Height: 45 mm

30 W Length: 544 mm
Width: 22 mm
Height: 45 mm

Magnetic Lights

Slim magnetic linear tiltable track light with die cast aluminium housing, 48V DC operated.



Insta Ray Slim Linear

Item Code	Wattage (w)	CCT (k)	Case No.
LINRSL2T12XC	12	6500K	36
LINRSL2T12XN	12	4000K	36
LINRSL2T12XW	12	3000K	36
LINRSL2T24XC	24	6500K	36
LINRSL2T24XN	24	4000K	36
LINRSL2T24XW	24	3000K	36

7 W Length: 135 mm
Width: 35 mm
Height: 150 mm

24 W Length: 270 mm
Width: 35 mm
Height: 150 mm

*THD <10%, CRI >70

Slim magnetic round track light with die cast aluminium housing, 48V DC operated.



Insta Ray Round Slim

Item Code	Wattage (w)	CCT (k)	Case No.
LINRSL2R09XC	9	6500K	24
LINRSL2R09XN	9	4000K	24
LINRSL2R09XW	9	3000K	24
LINRSD2R12XC	12	6500K	120
LINRSD2R12XN	12	4000K	120
LINRSD2R12XW	12	3000K	120

9 W Cutout: Ø 95 mm
Length: 118 mm
Width: 30 mm
Height: 135 mm

12 W Length: 135 mm
Width: 35 mm
Height: 150 mm

*THD <10%, CRI >80

Magnetic Track Light Accessories



Item Code

Description

LTRKSM1MTRXX

Magnetic track slim 1 meter recess mounted



Item Code

Description

LTRKSM2MTRXX

Magnetic track slim 2 meter recess mounted



Item Code

Description

LTRKSM1MTRXS

Magnetic track slim 1 meter surface/ hanging mounted



Item Code

Description

LTRKSM2MTRXS

Magnetic track slim 2 meter surface/ hanging mounted



Item Code

Description

LTRCMLSHPVXS

Magnetic track connector L shape vertical surface mount



Item Code

Description

LTRCMLSHPHXS

Magnetic track connector L shape horizontal surface mount



Item Code

Description

LTRCMLSHPVXX

Magnetic track connector L shape vertical recess mount



Item Code

Description

LTRCMLSHPHXX

Magnetic track connector L shape horizontal recess mount



Item Code

Description

LTRCMFJOINTR

Magnetic track channel fixed jointer



Magnetic Track Light Accessories

Item Code	Description
-----------	-------------

LTRCMBINLINE	Magnetic track bendable input line connector
--------------	----------------------------------------------

Item Code	Description
-----------	-------------

LTRCMBLOOPIN	Magnetic track bendable loop in jointer
--------------	-----------------------------------------

Item Code	Description
-----------	-------------

LTRCMISHPXXX	Magnetic track I shape connector
--------------	----------------------------------

Item Code	Description
-----------	-------------

LDRVM48V100W	LED magnetic track driver 48 V 100 W
--------------	--------------------------------------

Item Code	Description
-----------	-------------

LDRVM48V200W	LED magnetic track driver 48 V 200 W
--------------	--------------------------------------

Item Code	Description
-----------	-------------

HANGWIREMAGT	Hanging wire for surface mount magnetic track
--------------	-----------------------------------------------

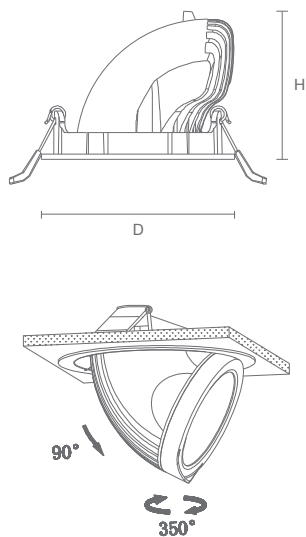


Retail Lights

For the specialised needs of the retail industry, Jaquar offers a complete range of recess-mounted and surface-mounted spot lights, strip lights and accessories, which make innovative and highly attractive product lighting possible.

Retail Lights

Recess-mounted zoom light with powder coated die cast aluminium housing and anodized aluminium reflector. 38° beam angle.



Zoom Light

Item Code	Wattage (w)	CCT (k)	Case No.
LZOM01R015XC	15	6500	1
LZOM01R015XN	15	4000	1
LZOM01R015XW	15	3000	1
LZOM01R025XC	25	6500	1
LZOM01R025XN	25	4000	1
LZOM01R025XW	25	3000	1
LZOM01R035XC	35	6500	1
LZOM01R035XN	35	4000	1
LZOM01R035XW	35	3000	1

15 W Cutout: Ø 85 mm
Height: 72 mm

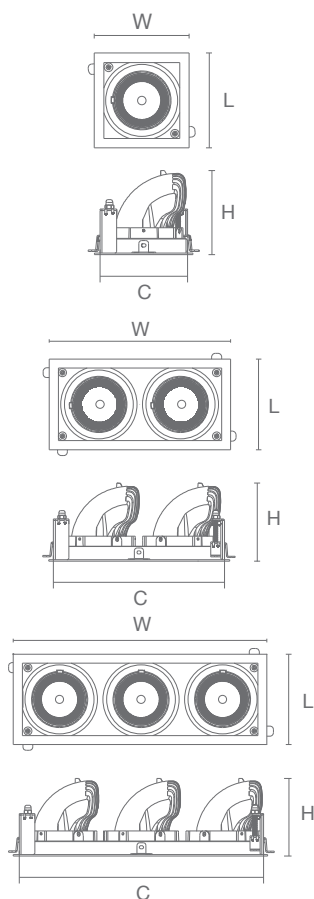
25 W Cutout: Ø 140 mm
Height: 121 mm

35 W Cutout: Ø 140 mm
Height: 121 mm

*THD <10%

Retail Lights

Recess-mounted, COB based multiple zoom light with die cast aluminium housing, anodized reflector and tempered transparent glass diffuser. 40° beam angle.



Multiple Zoom Light

Item Code	Wattage (w)	CCT (k)	Case No.
LZOMMLR115XC	15	6500	40
LZOMMLR115XN	15	4000	40
LZOMMLR115XW	15	3000	40
LZOMMLR135XC	35	6500	12
LZOMMLR135XN	35	4000	12
LZOMMLR135XW	35	3000	12
LZOMMLR215XC	2x15	6500	20
LZOMMLR215XN	2x15	4000	20
LZOMMLR215XW	2x15	3000	20
LZOMMLR235XC	2x35	6500	8
LZOMMLR235XN	2x35	4000	8
LZOMMLR235XW	2x35	3000	8
LZOMMLR315XC	3x15	6500	16
LZOMMLR315XN	3x15	4000	16
LZOMMLR315XW	3x15	3000	16
LZOMMLR335XC	3x35	6500	6
LZOMMLR335XN	3x35	4000	6
LZOMMLR335XW	3x35	3000	6

15 W Length: 92 mm
Width: 92 mm
Height: 86 mm

3 x 15 W Length: 270 mm
Width: 92 mm
Height: 86 mm

35 W Length: 160 mm
Width: 160 mm
Height: 139 mm

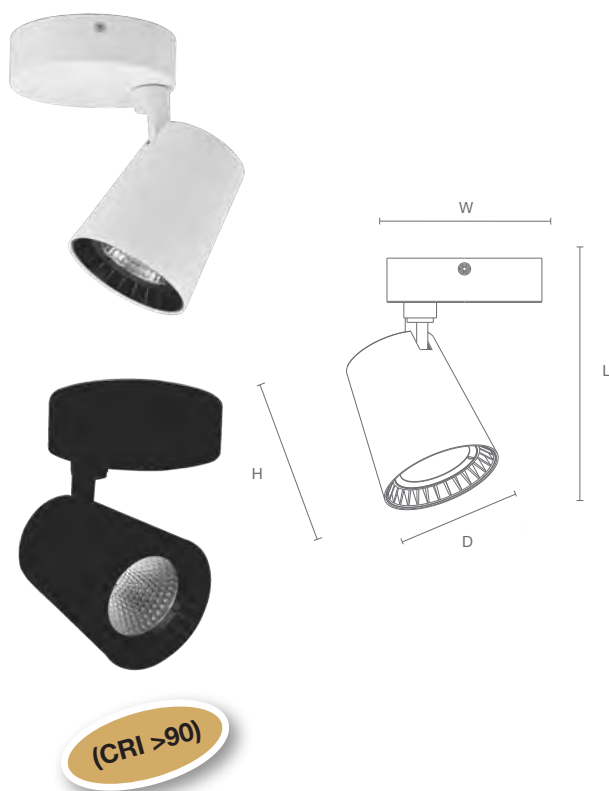
2 x 35 W Length: 335 mm
Width: 160 mm
Height: 139 mm

2 x 15 W Length: 192 mm
Width: 92 mm
Height: 86 mm

3 x 35 W Length: 485 mm
Width: 160 mm
Height: 139 mm

Retail Lights

Surface-mounted, powder coated focus light with die cast aluminium housing and anodized aluminium reflector. Clear diffuser and fully adjustable with 40° beam angle.



Focus Light

Item Code	Wattage (w)	CCT (k)	Case No.
LFCL01R020XC	20	5000	1
LFCL01R020XN	20	4000	1
LFCL01R020XW	20	3000	1
LFCL01R030XC	30	5000	1
LFCL01R030XN	30	4000	1
LFCL01R030XW	30	3000	1

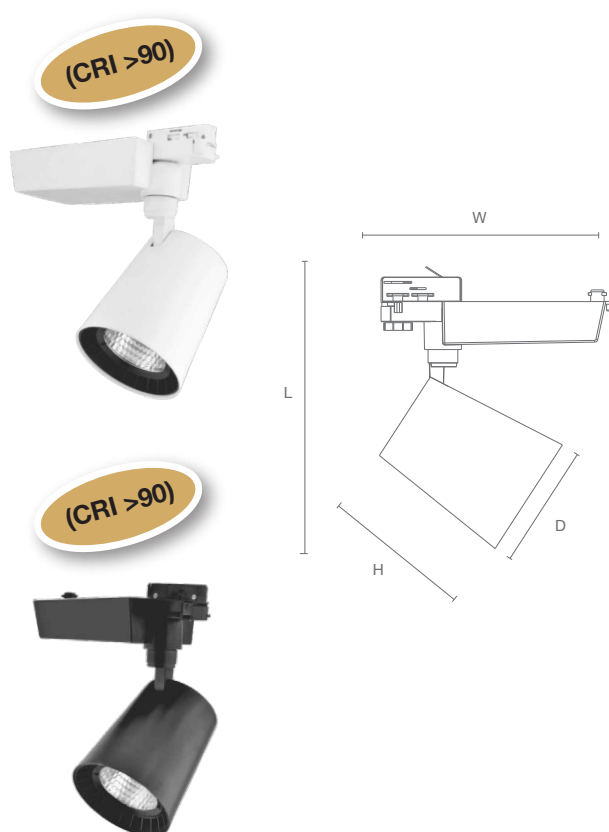
LFCLB1R020XC	20	5000	1
LFCLB1R020XN	20	4000	1
LFCLB1R020XW	20	3000	1
LFCLB1R030XC	30	5000	1
LFCLB1R030XN	30	4000	1
LFCLB1R030XW	30	3000	1

10 W Length: 195 mm
Width: 110 mm
Height: 106 mm

20 W Dia: ø 110 mm
Length: 198 mm
Width: 140 mm
Height: 130 mm

30 W Dia: ø 110 mm
Length: 198 mm
Width: 140 mm
Height: 130 mm

Track-mounted round focus light with moveable base. Fully adjustable with aluminium housing (including driver casing). 40° beam angle



Track Light

Item Code	Wattage (w)	CCT (k)	Case No.
LTRLW1R010XC	10	5000	1
LTRLW1R010XN	10	4000	1
LTRLW1R010XW	10	3000	1
LTRLW1R020XC	20	5000	1
LTRLW1R020XN	20	4000	1
LTRLW1R020XW	20	3000	1
LTRLW1R030XC	30	5000	1
LTRLW1R030XN	30	4000	1
LTRLW1R030XW	30	3000	1

LTRLB1R010XC	10	5000	1
LTRLB1R010XN	10	4000	1
LTRLB1R010XW	10	3000	1
LTRLB1R020XC	20	5000	1
LTRLB1R020XN	20	4000	1
LTRLB1R020XW	20	3000	1
LTRLB1R030XC	30	5000	1
LTRLB1R030XN	30	4000	1
LTRLB1R030XW	30	3000	1

10 W Dia: ø 78 mm
Length: 205 mm
Width: 192 mm
Height: 106 mm

20 W Dia: ø 110 mm
Length: 268 mm
Width: 240 mm
Height: 131 mm

30 W Dia: ø 110 mm
Length: 268 mm
Width: 240 mm
Height: 131 mm

Accessories for Track Light

2 Line Track

Item Code	Length	Colour
LTRK2L1MTRBL	1 MTR	BLK
LTRK2L1MTRWH	1 MTR	WHT
LTRK2L2MTRBL	2 MTR	BLK
LTRK2L2MTRWH	2 MTR	WHT

3 Line Track

Item Code	Length	Colour
LTRK3L1MTRBL	1 MTR	BLK
LTRK3L1MTRWH	1 MTR	WHT
LTRK3L2MTRBL	2 MTR	BLK
LTRK3L2MTRWH	2 MTR	WHT

2 Line Track Connector


Item Code	Shape	Colour
LTRCBL2LISHP	I	BLK
LTRCBL2LLSHP	L	BLK
LTRCBL2LTSHP	T	BLK

3 Line Track Connector

Item Code	Shape	Colour
LTRCBL3LISHP	I	BLK
LTRCWH3LISHP	I	WHT
LTRCBL3LLSHP	L	BLK
LTRCWH3LLSHP	L	WHT
LTRCBL3LXSHP	X	BLK
LTRCWH3LXSHP	X	WHT
LTRCBL3LTSHP	T	BLK
LTRCWH3LTSHP	T	WHT

Retail Lights

Recessed, directional COB downlight with die cast aluminium housing.



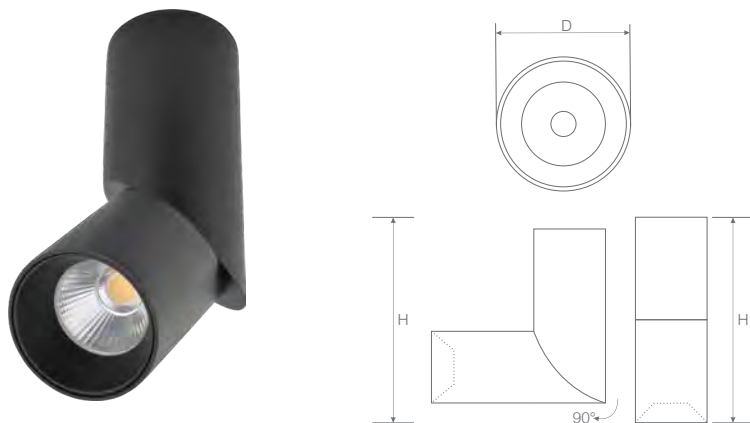
Epito

Item Code	Wattage (w)	CCT (k)	Case No.
LEPO01R012XC	12	6500	10
LEPO01R012XN	12	4000	10
LEPO01R012XW	12	3000	10
LEPO01R020XC	20	6500	10
LEPO01R020XN	20	4000	10
LEPO01R020XW	20	3000	10

12 W Cutout: ø 75 mm
Dia: ø 85 mm
Height: 70 mm

20 W Cutout: ø 95 mm
Dia: ø 108 mm
Height: 85 mm

Deep recessed, surface mounted focus light with die cast aluminium housing.



Cyno

Item Code	Wattage (w)	CCT (k)	Case No.
LCYN01R010SC	10	6500	20
LCYN01R010SN	10	4000	20
LCYN01R010SW	10	3000	20

10 W Dia: ø 50 mm
Height: 165 mm

Deep recessed, extended COB focus light with die cast aluminium housing.



Empha

Item Code	Wattage (w)	CCT (k)	Case No.
LEMP01R007XC	7	6500	20
LEMP01R007XN	7	4000	20
LEMP01R007XW	7	3000	20
LEMP01R015XC	15	6500	10
LEMP01R015XN	15	4000	10
LEMP01R015XW	15	3000	10

7 W Cutout: ø 62 mm
Dia: ø 72 mm
Height: 98 mm

15 W Cutout: ø 90 mm
Dia: ø 103 mm
Height: 99 mm

Retail Lights

Deep recessed downlight with die cast aluminium housing.



Emina


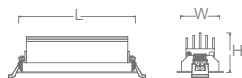
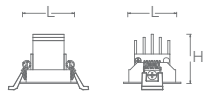
Item Code	Wattage (w)	CCT (k)	Case No.
LEMA01R008XC	8	6500	20
LEMA01R008XN	8	4000	20
LEMA01R008XW	8	3000	20
LEMA01R015XC	15	6500	20
LEMA01R015XN	15	4000	20
LEMA01R015XW	15	3000	20

8 W Cutout: ø 55 mm
Dia: ø 65 mm
Height: 65 mm

15 W Cutout: ø 75 mm
Dia: ø 85 mm
Height: 80 mm

*CRI >90, THD <10

Recess-mounted, COB based tiltable linear spot light with die cast aluminium housing and 30° beam angle.



Rene

Item Code	Wattage (w)	CCT (k)	Case No.
LRNE01S002XC	2	6500	60
LRNE01S002XN	2	4000	60
LRNE01S002XW	2	3000	60
LRNE01S006XC	6	6500	48
LRNE01S006XN	6	4000	48
LRNE01S006XW	6	3000	48
LRNE01S010XC	10	6500	40
LRNE01S010XN	10	4000	40
LRNE01S010XW	10	3000	40
LRNE01S020XC	20	6500	25
LRNE01S020XN	20	4000	25
LRNE01S020XW	20	3000	25
LRNE01S030XC	30	6500	20
LRNE01S030XN	30	4000	20
LRNE01S030XW	30	3000	20

2 W Cutout: ø 50 x 47 mm
Length: 55 mm
Width: 55 mm
Height: 47 mm

6 W Cutout: ø 111 x 47 mm
Length: 116 mm
Width: 55 mm
Height: 47 mm

10 W Cutout: ø 153 x 47 mm
Length: 158 mm
Width: 55 mm
Height: 47 mm

20 W Cutout: ø 286 x 47 mm
Length: 290 mm
Width: 55 mm
Height: 47 mm

30 W Cutout: ø 419 x 47 mm
Length: 423 mm
Width: 55 mm
Height: 47 mm

Retail Lights

This strip light is suitable for indoor applications with different colours and wattages. Standard 5.0 mtr roll.




IP20 Strip Light (24 V DC)

Item Code	Wattage (w)	CCT (k)	Case No.
LSTP03X005XC	25	6000	5
LSTP03X005XN	25	4000	5
LSTP03X005XW	25	3000	5
LSTP03X008XC	40	6000	5
LSTP03X008XW	40	3000	5
LSTP03X015XC	75	6000	5
LSTP03X015XW	75	3000	5

25 W Width: 8 mm Height: 2.5 mm	40 W Width: 8 mm Height: 2.5 mm	75 W Width: 8 mm Height: 2.5 mm
-------------------------------------------	-------------------------------------------	-------------------------------------------

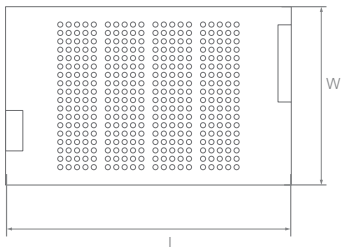

This strip light is suitable for outdoor applications with different colours and wattages. Standard 5.0 mtr roll



IP65 Strip Light (24 V DC)

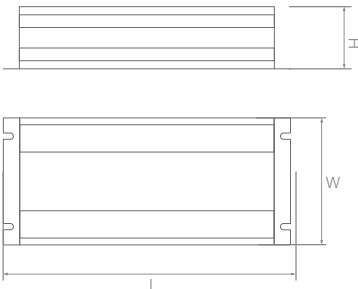

Item Code	Wattage (w)	CCT (k)	Case No.
LSTP04X005XC	25	6000	5
LSTP04X005XW	25	3000	5
LSTP04X015XC	75	6000	5
LSTP04X015XW	75	3000	5

25 W Width: 10 mm Height: 4.5 mm	40 W Width: 10 mm Height: 4.5 mm	75 W Width: 10 mm Height: 4.5 mm
--------------------------------------------	--------------------------------------------	--------------------------------------------



Power Supply for Indoor Strip Light (IP20)

Item Code	Wattage (w)
LDRV01S030XX	30
LDRV01S048XX	48
LDRV01S060XX	60
LDRV01S072XX	72
LDRV01S096XX	96



Power Supply for Outdoor Strip Light (IP65 rated)

Item Code	Wattage (w)
LDRV02S030XX	30
LDRV02S048XX	48
LDRV02S060XX	60
LDRV02S072XX	72
LDRV02S096XX	96

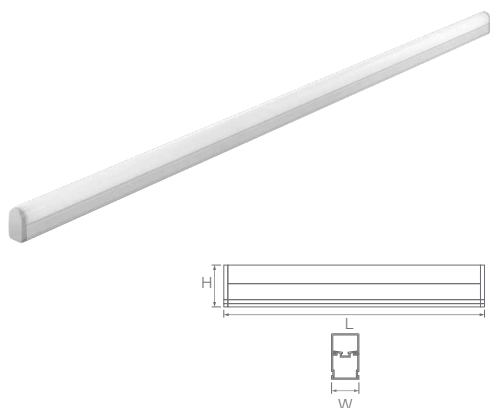


Industrial Lights

For the heavy-duty lighting requirements of industrial plants, factories and shop floors, Jaquar has high-powered, long-lasting solutions. Choose from weather-proof, corrosion-resistant lights, twin-tube lights, bulk heads, and suspended, industrial COB highbay lights in a wide range of options.

Industrial Lights

High quality batten with extruded aluminium housing and decorative end caps.




Glaze

Item Code	Wattage (w)	CCT (k)	Case No.
LGLZ01X040XC	40	6500	10
LGLZ01X040XN	40	4000	10
LGLZ01X040XW	40	3000	10

40 W Length: 1185 mm
Width: 25 mm
Height: 45 mm

Corrosion and impact resistant batten with polycarbonate housing. Dust and water proof.



Pride (Weather-proof IP65 rated)

Item Code	Wattage (w)	CCT (k)	Case No.
LPRD01X020XC	20	6000	1
LPRD01X020XW	20	3000	1
LPRD01X040XC	40	6000	1
LPRD01X040XW	40	3000	1
LPRD01S040XC*	40	6500	1

20 W Length: 590 mm
Width: 86 mm
Height: 67 mm

40 W Length: 1180 mm
Width: 86 mm
Height: 67 mm

*With motion sensor

Single or twin tube with powder coated MS box.



Unilite

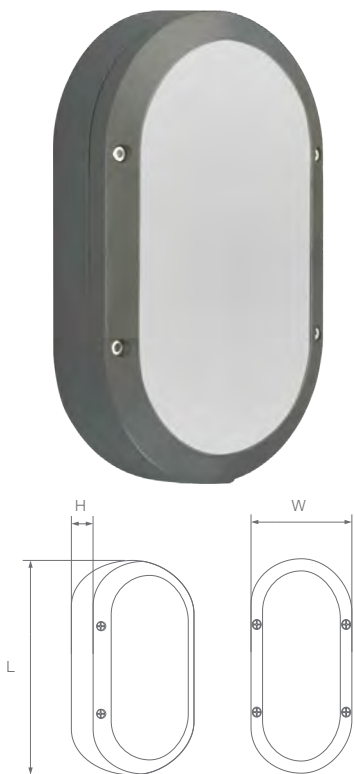
Item Code	Wattage (w)	CCT (k)	Case No.
LUNI01X120XC	20	6500	1
LUNI01X120XW	20	3000	1
LUNI01X220XC	40	6500	1
LUNI01X220XW	40	3000	1
LRFT01XXXXXX (Reflector)	-	-	1

20 W Length: 1251 mm
Width: 47 mm
Height: 78 mm

40 W Length: 1251 mm
Width: 110 mm
Height: 78 mm

Industrial Lights

Bulk head with pressure die cast aluminium housing and acrylic diffuser (IP65 protection).



Bulk Head

Item Code	Wattage (w)	CCT (k)	Case No.
LBLK02X010XC	10	6500	1
LBLK02X010XN	10	4000	1
LBLK02X010XW	10	3000	1

10 W Length: 193 mm
Width: 118 mm
Height: 56 mm

Well glass light with die cast aluminium housing and polycarbonate diffuser (IP65 rating).



Well Glass

Item Code	Wattage (w)	CCT (k)	Case No.
LWGL01X030XC	30	6500	4
LWGL01X035XC	35	6500	4
LWGL01X040XC	40	6500	4

30 W Dia: Ø 130 mm **35 W** Dia: Ø 130 mm **40 W** Dia: Ø 130 mm
Height: 206 mm Height: 206 mm Height: 206 mm

*3000K/ 4000K available on request

Industrial Lights

Discrete highbay light with die cast aluminium housing offering lumen intensity >130 Lm / W. Excellent thermal management with compact heat sink (IP65 rating).



With external
SPD 10KV*

Ultralite Highbay

Item Code	Wattage (w)	CCT (k)	Case No.
LHBLDUL070XC	70	5700	1
LHBLDUL100XC	100	5700	1
LHBLDUL120XC	120	5700	1
LHBLDUL150XC	150	5700	1
LHBLDUL200XC	200	5700	1

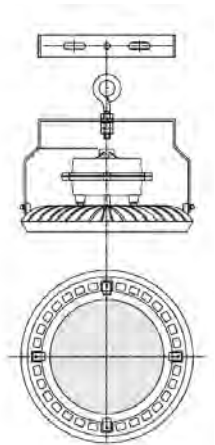
70 W Dia: Ø 285 mm
Height: 115 mm

100 W Dia: Ø 285 mm
Height: 115 mm

120 W Dia: Ø 285 mm
Height: 115 mm

150 W Dia: Ø 360 mm
Height: 132 mm

200 W Dia: Ø 360 mm
Height: 132 mm



Discrete highbay light with die cast aluminium housing offering lumen intensity ≥100 Lm / W. Excellent thermal management with compact heat sink (IP65 rating).



With external
SPD 10KV*

Highbay

Item Code	Wattage (w)	CCT (k)	Case No.
LHBLD1S070XC	70	5700	1
LHBLD1S100XC	100	5700	1
LHBLD1S120XC	120	5700	1
LHBLD1S150XC	150	5700	1
LHBLD1S200XC	200	5700	1

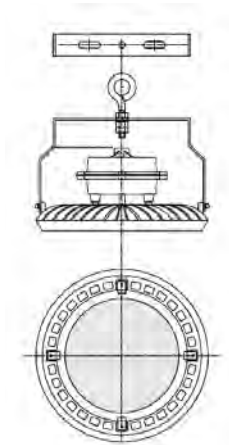
70 W Dia: Ø 285 mm
Height: 115 mm

100 W Dia: Ø 285 mm
Height: 115 mm

120 W Dia: Ø 285 mm
Height: 115 mm

150 W Dia: Ø 360 mm
Height: 132 mm

200 W Dia: Ø 360 mm
Height: 132 mm







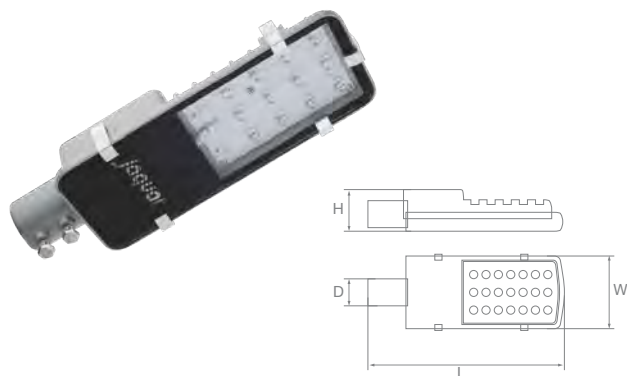
Commercial Outdoor Lights

Reducing energy consumption and increasing road safety can now go hand-in-hand with commercial outdoor lighting solutions from Jaquar. Choose from a wide range of durable and weather-resistant street light and flood light options in a choice of outputs to suit every road's requirement.

Roadway Lights

IP66 rated street light with pressure die cast aluminium housing, glass cover and lens**.

PCR



Item Code	Wattage (w)	CCT (k)	Case No.
LPCRSRT25WLC	25	5700	1
LPCRSRT25WLW	25	3000	1
LPCRSRT30WXC	30	5700	1
LPCRSRT30WXW	30	3000	1
LPCRSRT36WXC	36	5700	1
LPCRSRT36WXW	36	3000	1

25, 30 & 36 W Mounting dia: Ø 42 mm

Length: 330 mm

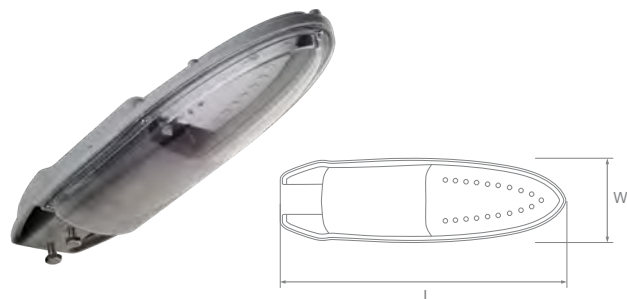
Width: 117 mm

Height: 67 mm

**T&C apply

IP66 rated street light with pressure die cast aluminium housing and polycarbonate cover.

Trump



Item Code	Wattage (w)	CCT (k)	Case No.
LTRUMP0025XC	25	5700	1
LTRUMP0025XW	25	3000	1
LTRUMP0030XC	30	5700	1
LTRUMP0030XW	30	3000	1

25 & 30 W Mounting dia: Ø 41 mm

Length: 355 mm

Width: 105 mm

Height: 75 mm

LED street light with pressure die cast aluminium housing with toughened glass cover.

Street Light



Item Code	Wattage (w)	CCT (k)	Case No.
LSRT01S045XC	45	5700	10
LSRT01S045XW	45	3000	10
LSRT02S045XC*	45	5700	10

45 W Mounting dia: Ø 41 mm

Length: 372 mm

Width: 146 mm

Height: 65 mm

*System lumen efficacy >120 Lm / W

LED street light with pressure die cast aluminium housing, top opening with separate driver compartment and polycarbonate cover.

Street Light



Item Code	Wattage (w)	CCT (k)	Case No.
LSRT04S025XC	25	5700	10
LSRT04S025XW	25	3000	10
LSRTT0S025XC*	25	5700	10
LSRT01S030XC	30	5700	10
LSRT01S030XW	30	3000	10
LSRTTOS030XC*	30	5700	10

25 & 30 W Mounting dia: Ø 26 mm

Length: 180 mm

Width: 115 mm

Height: 60 mm

*System lumen efficacy 120 Lm / W

Roadway Lights

LED street light with pressure die cast aluminium housing, top opening with separate driver compartment and toughened glass.



Street Light

Item Code	Wattage (w)	CCT (k)	Case No.
LSRT015060XC	60	5700	1
LSRT015060XW	60	3000	1
LSRTTOS060XC*	60	5700	1
LSRT015070XC	70	5700	1
LSRT015070XW	70	3000	1
LSRTTOS072XC*	72	5700	1

60, 70 & 72 W Mounting dia: Ø 53 mm

Length: 320 mm

Width: 190 mm

Height: 80 mm

*System lumen efficacy 120 Lm / W

LED street light with pressure die cast aluminium housing, top opening with separate driver compartment and toughened glass.



Street Light

Item Code	Wattage (w)	CCT (k)	Case No.
LSRT015090XC	90	5700	1
LSRT015090XW	90	3000	1
LSRTTOS090XC*	90	5700	1
LSRT015120XC	120	5700	1
LSRT015120XW	120	3000	1
LSRTTOS120XC*	120	5700	1
LSRT015150XC	150	5700	1
LSRT015150XW	150	3000	1
LSRTTOS150XC*	150	5700	1
LSRT015200XC	200	5700	1
LSRT015200XW	200	3000	1
LSRTTOS200XC*	200	5700	1

90 & 120 W Mounting dia: Ø 62 mm

Length: 400 mm

Width: 200 mm

Height: 108 mm

150 & 200 W Mounting dia: Ø 62 mm

Length: 520 mm

Width: 200 mm

Height: 75 mm

*System lumen efficacy 120 Lm / W

IP66 rated floodlight with high pressure die cast aluminium housing, toughened glass cover and lens.



With external
SPD 10KV*

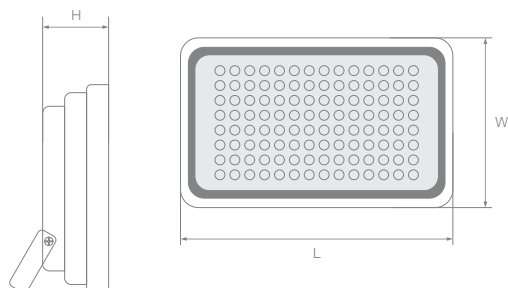
Flood Light

Item Code	Wattage (w)	CCT (k)	Case No.
LFLD02S350XC	350	5700	1
LFLD02S350XW	350	3000	1
LFLD02S400XC	400	5700	1
LFLD02S400XW	400	3000	1

350 & 400 W Length: 700 mm

Width: 318 mm

Height: 200 mm



Roadway Lights

IP65 rated floodlight with high pressure die cast aluminium housing and impact resistant polycarbonate lens.



Faro (Low wattage floodlight)

Item Code	Wattage (w)	CCT (k)	Case No.
LFRO01S030XC	30	5700	
LFRO01S050XC	50	5700	

30 W Length: 198 mm
Width: 188 mm
Height: 36 mm
*Efficacy is ≥ 100 Lm / W

50 W Length: 238 mm
Width: 228 mm
Height: 36 mm

IP66 rated floodlight with high pressure die cast aluminium housing, lens and toughened glass cover offering lumen intensity >110 Lm / W.



Ledstar

Item Code	Wattage (w)	CCT (k)	Case No.
LFLDSLM070XC	70	5700	1
LFLDSLM070XW	70	3000	1
LFLDSLM100XC	100	5700	1
LFLDSLM100XW	100	3000	1
LFLDSLM120XC	120	5700	1
LFLDSLM120XW	120	3000	1
LFLDSLM150XC	150	5700	1
LFLDSLM150XW	150	3000	1
LFLDSLM180XC	180	5700	1
LFLDSLM180XW	180	3000	1
LFLDSLM200XC	200	5700	1
LFLDSLM200XW	200	3000	1
LFLDSLM240XC	240	5700	1
LFLDSLM240XW	240	3000	1
LFLDSLM300XC	300	5700	1
LFLDSLM300XW	300	3000	1

70 W Length: 285 mm
Width: 235 mm
Height: 75 mm

100 & 120 W Length: 292 mm
Width: 262 mm
Height: 80 mm

150 & 180 W Length: 352 mm
Width: 318 mm
Height: 89 mm

200, 240 & 300 W Length: 420 mm
Width: 370 mm
Height: 100 mm





Landscape Lighting Premium Series

Jaquar Lighting, an amalgamation of the most admired and desired lighting products, presents the most comprehensive range of high quality outdoor lighting products. Unparalleled and beyond compare, Jaquar's lighting products are carefully monitored at each and every step, right from the manufacturing process to the final delivery of the products. That is because Jaquar seeks to fulfill customer needs as well as anticipate future market needs and trends, an effort which has enabled us to achieve constant growth in an increasingly competitive market.

Content

PROJECTOR LIGHTS

Lyras 65	288
Lyras 160	288

GROUND BURIAL LIGHTS

Mira 65	292
Mira 65	293
Mira 65	293
Mira 65	293
Mira 65	294
Mira 150	294
Mira 220	294

GATE TOP LIGHTS

Morphis	298
Monaco	298
Romantica	299
Neway	299
Firenze	299

BOLLARD LIGHTS

Monaco	302
Morphis	303
Romantica	303
Neway	303
Orion	304
Kubs	304
Titano	304

WALL LIGHTS

Pisa	308
Sirio	309
Firenze	309
Morphis	309
Neway	309
Kubs	310
Brick Light	310
Mira 65	310
Dolby 2	311
Cervinia	311
Lyras 130	311
Acqua	311

POLE LIGHTS

Monaco	314
Romantica	314
Morphis	315
Morphis	315

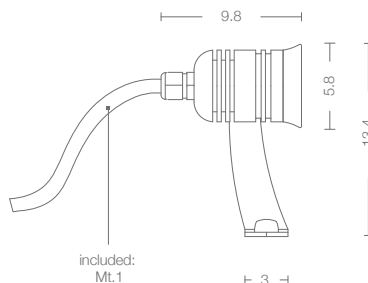




Projector Lights

APPLICATIONS:

- Façade lighting
- Accent lighting
- Atriums and columns
- Architectural lighting
- Varied beam angle applications



Lyras 65

Features

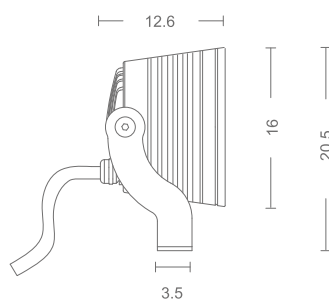
Decorative fixture (3000 K)
Transparent glass diffuser
30° Narrow beam
IP67
IK08

Product Code

4699LL5H.BRZ

Wattage

5 W LED



Lyras 160

Features

Decorative fixture
Die cast aluminium housing
Transparent glass diffuser
Grey colour
60° beam angle
IP67

Product Code

4641LL10H.NHG
4641LL20H.NHG

Wattage

10 W / 20 W LED

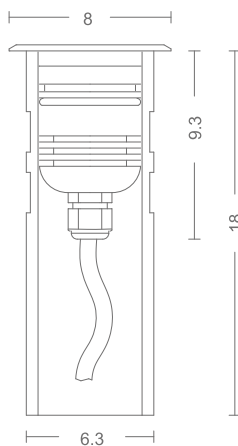




Ground Burial Lights

APPLICATIONS:

- Outdoor façade lighting
- Landscape lighting
- Accent lighting



Mira 65

Features

- Decorative fixture (3000K)
- Extruded anodized aluminium housing
- Transparent glass diffuser
- 30° beam angle
- IP67
- IK08

Product Code

5351LL5H.INX

Wattage

5 W LED

Mira 65

Features

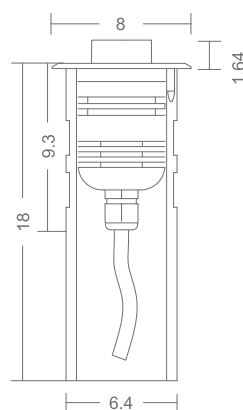
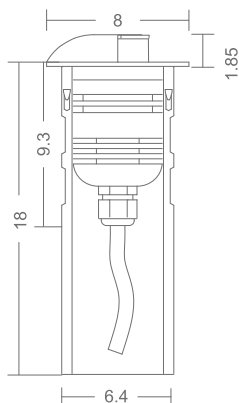
Decorative fixture (3000K)
Extruded anodized aluminium housing
Glass diffuser
30° beam angle
IP67
IK08

Product Code

5383LL5H.INX

Wattage

5 W LED



Mira 65

Features

Decorative fixture
Extruded anodized aluminium housing
Glass diffuser
IP67
IK08

Product Code

5382LL5H.INX

Wattage

5 W LED

Mira 65

Features

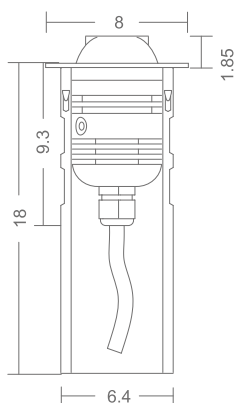
Decorative fixture
Extruded anodized aluminium housing
Glass diffuser
IP67
IK08

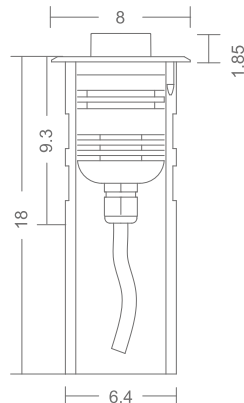
Product Code

5385LL5H.INX

Wattage

5 W LED





Mira 65

Features

Decorative fixture
Extruded anodized aluminium housing
Glass diffuser
IP67
IK08

Product Code

5386LL5H.INX

Wattage

5 W LED

Mira 150

Features

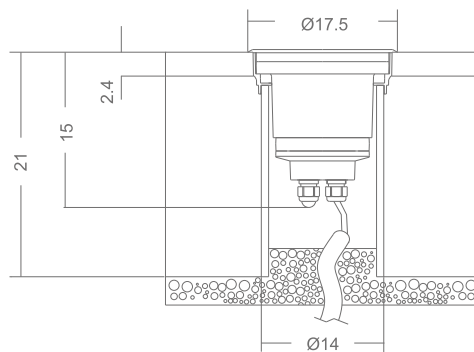
Decorative fixture (3000K)
Die cast aluminium housing
Stainless steel AISI 316L frame
Transparent glass diffuser
45° beam angle
IP67
IK10

Product Code

5121LL9H.INX

Wattage

12 W LED



Mira 220

Features

Decorative fixture (3000K)
Die cast aluminium housing
Stainless steel AISI 316L frame
Transparent glass diffuser
60° beam angle
IP67
IK10

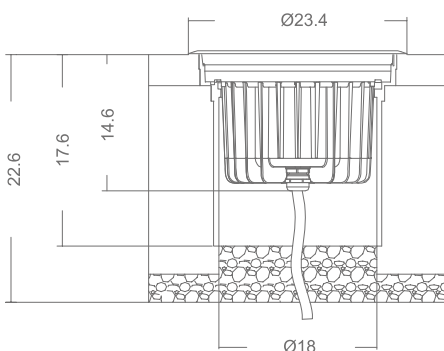
Product Code

5521LL20H.INX

5521LL30H.INX

Wattage

20 W / 30 W LED



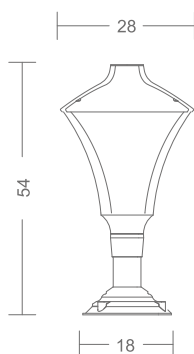




Gate Top Lights

APPLICATIONS:

- Bungalows
- Villas
- Pavement lighting
- Landscape lighting



Morphis

Features

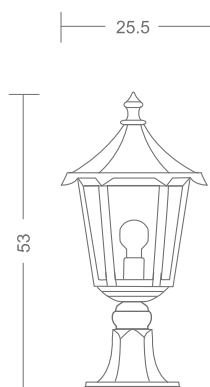
Decorative fixture (3000K)
Die cast aluminium housing
Transparent glass diffuser
Grey colour
IP65

Product Code

177.33L24H.NHG
177.33.NHG

Base Cap / Wattage

E27 / 24 W LED



Monaco

Features

Decorative fixture (3000K)
Die cast aluminium housing
Transparent glass diffuser
Black colour
IP43

Product Code


340.33.NGG

Base Cap

E27



Romantica



Features

Decorative fixture (3000K)
Die cast aluminium housing
Polycarbonate frosted diffuser
Black colour
IP43

Product Code

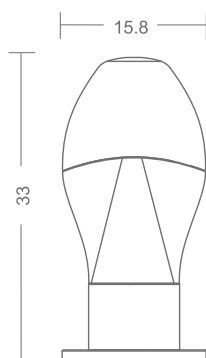
350.33L10H.NGG

Base Cap

E27



Neway



Features

Decorative fixture (3000K)
Die cast aluminium housing
Polycarbonate diffuser
Grey colour
IP65

Product Code


405.03L10H.NHG

Wattage

10 W LED



Firenze



Features

Decorative fixture
Die cast aluminium housing
Glass diffuser
Black colour
IP43

Product Code

330.33.NGG

Base Cap

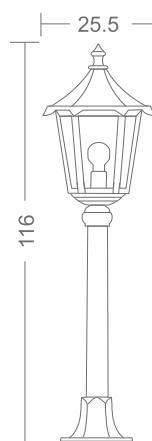
E27



Bollard Lights

APPLICATIONS:

- Landscape lighting
- Parks
- Lawns
- Colony streets
- Pathways
- Banquet Halls



Monaco

Features

Decorative fixture
Die cast aluminium housing
Glass diffuser
Black colour
IP43

Product Code

340.44.NGG

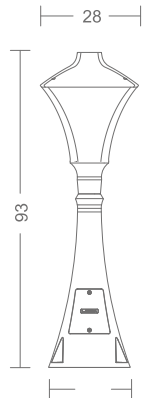
Base Cap

E27

Bollard Lights



Morphis



Features

Decorative fixture (3000K)
Die cast aluminium housing
Transparent diffuser
Grey colour
IP65

Product Code

177.095L24H.NHG

Wattage

24 W LED

Features

Decorative fixture
Die cast aluminium housing
Polycarbonate frosted diffuser
Black colour
IP43

Product Code

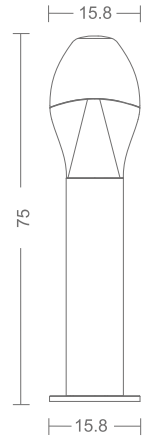
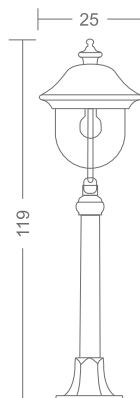
350.44L10H.NGG

Wattage

10 W LED



Romantica



Features

Decorative fixture (3000K)
Die cast aluminium housing
Polycarbonate diffuser
Grey colour / wood finish
IP65

Product Code

405.075L10H.NHG
405.K075L10H.NHG

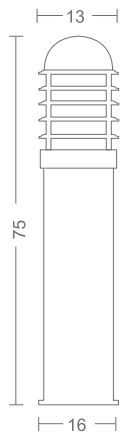
Wattage

10 W LED

Neway



Bollard Lights



Features

Decorative fixture
Die cast aluminium housing
Glass diffuser
Black colour
IP44

Product Code

400.075.NHG

Base Cap

E27

Orion



Features

Decorative fixture (3000K)
Die cast aluminium housing
Transparent diffuser
Grey colour
IP65

Product Code

404.070L8X1H.NHG
404.070L4X2H.NHG

Wattage

8 / 2 x 4 W LED



Kubs

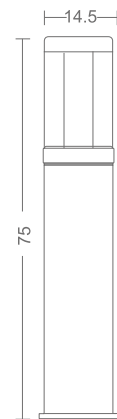


404.070L8X1H.NHG

404.070L4X2H.NHG



Titano



Features

Decorative fixture
Die cast extruded aluminium housing
Polycarbonate transparent diffuser
Grey colour / wood colour
IP65

Product Code

824.075L10H.NHG
824.K075L10H.NHG

Wattage

10 W LED

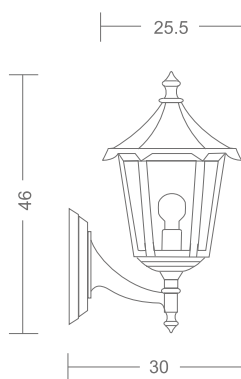




Wall Lights

APPLICATIONS:

- Residential
- Offices
- Hotels
- Banquet Halls
- Malls



Pisa

Features

Decorative fixture
Die cast aluminium housing
Glass diffuser
Black colour
IP43

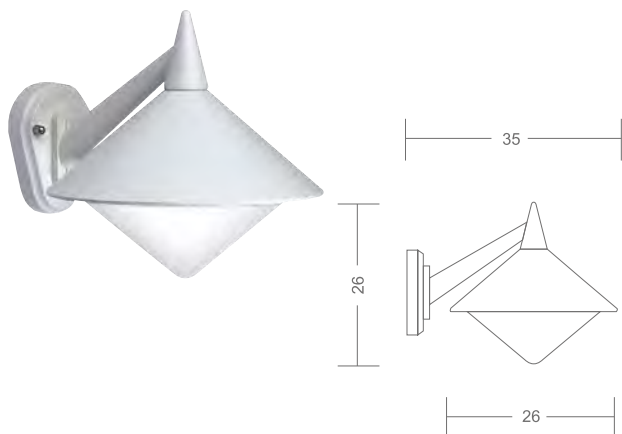
Product Code

300.00.NGG

Base Cap

E27

Wall Lights



Sirio

Features

Decorative fixture
Die cast aluminium housing
Opal polycarbonate diffuser
White / black colour
IP43

Product Code

150.01.BGG
150.01.NGG

Base Cap

E27



Morphis

Features

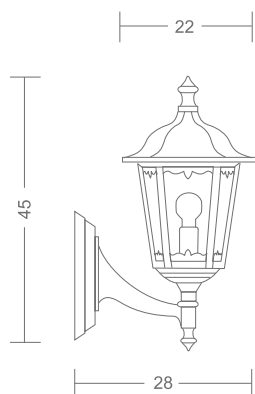
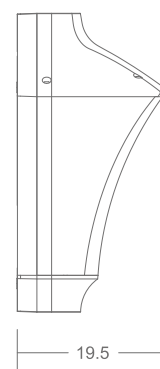
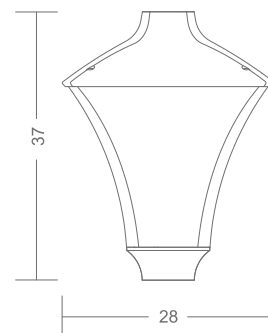
Decorative fixture (3000K)
Die cast aluminium housing
Transparent diffuser
Grey colour
IP65

Product Code

175L12H.NHG

Wattage

12 W LED



Firenze

Features

Decorative fixture
Die cast aluminium housing
Glass diffuser
Black colour
IP43

Product Code

330.00.NGG

Base Cap

E27



Neway

Features

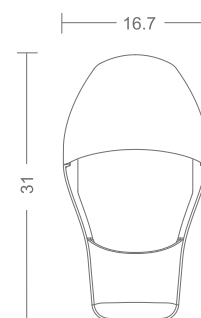
Decorative fixture
Die cast aluminium housing
Polycarbonate diffuser
Grey colour
IP44

Product Code


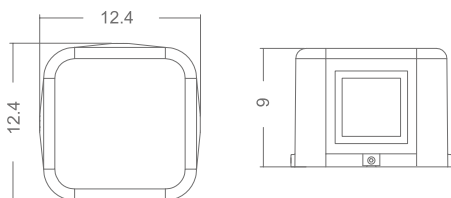
405.NHG

Base Cap

E27



Wall Lights



Narrow Beam 10°
404LS4X2H.NHG

Beam Angle 45°
404LL4X2H.NHG

Narrow Beam 10°
+ Wide Beam 45°
404LMA4X2H.NHG

Kubs

Features

Decorative fixture (3000K)
Die cast aluminium housing
Transparent diffuser
Grey colour
Narrow beam 10° (up and down)
Wide beam 45° (up and down)
Narrow beam 10° + wide beam 45° (up and down)
IP65

Product Code

404LS4X2H.NHG
404LL4X2H.NHG
404LMA4X2H.NHG

Wattage

2 x 4 W LED

Brick Light

Features

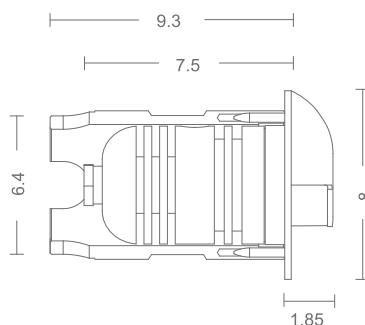
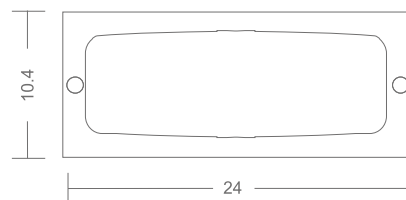
Decorative fixture (3000K)
Recess mounted
Die cast aluminium housing
Polycarbonate diffuser
Grey colour
IP54

Product Code

410L6HM.NGG
4100M.NGG

Base Cap / Wattage

E27 / 6 W



Mira 65

Features

Decorative fixture (3000K)
Recess mounted extruded anodized aluminium housing
Opal glass diffuser
IP66
IK08

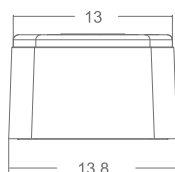
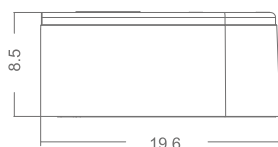
Product Code

4183LL5H.BRZ

Wattage

5 W LED

Wall Lights



Dolby 2

Features

Decorative fixture (3000K)
Die cast aluminium housing
Transparent diffuser
Grey colour
45° beam angle /
45° beam angle + 45° beam angle
(up and down light)
IP65

Product Code

457LL12X1H.NHG
457LL18X2H.NHG

Wattage

12 / 18 W LED



45° beam angle
457LL12X1H.NHG



45° beam angle
457LL18X2H.NHG



40° beam angle
465LL5X1H.NHG



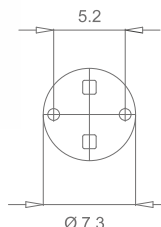
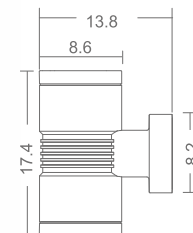
40° beam angle
465LL5X2H.NHG



45° beam angle
460LL9X1H.NHG



45° beam angle
460LL9X2H.NHG



Lyras 130

Features

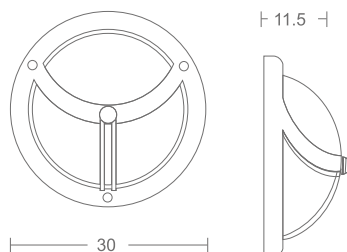
Decorative fixture (3000K)
Die cast aluminium housing
Transparent diffuser
Grey colour
40° medium beam angle /
40° medium beam angle (up and down light)
45° medium beam angle /
45° medium beam angle (up and down light)
IP66

Product Code

465LL5X1H.NHG / 465LL5X2H.NHG
460LL9X1H.NHG / 460LL9X2H.NHG

Wattage

1 x 5 / 2 x 5 / 1 x 12 / 2 x 12 W LED



Cervinia

Features

Decorative fixture
Die cast aluminium housing
Opal polycarbonate diffuser
Grey colour
Auto sensor with a range of
1-8 meter (adjustable)
IK07
IP54

Product Code

9008L12H.NHG
9008L12HSEN.NHG

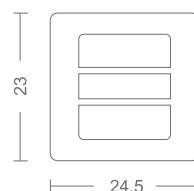
Base Cap

E27

sensor



sensor



Acqua

Features

Decorative fixture
Stainless steel AISI 316L housing
Opal polycarbonate diffuser
Auto sensor with a range of
1-8 meter (adjustable)
IK07
IP54

Product Code

9100SEN.INX

Base Cap

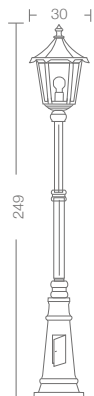
E27



Pole Lights

APPLICATIONS:

- Landscape lighting
- Parks
- Lawns
- Colony streets
- Pathways
- Banquet Halls



Monaco

Features

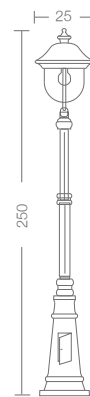
Decorative fixture
Die cast aluminium housing
Glass diffuser
IP43

Product Code

340.PE8.NGG

Base Cap / Wattage

20 W LED



Romantica

Features

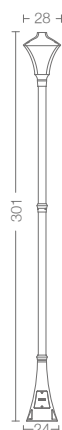
Decorative fixture (3000K)
Die cast aluminium housing
Glass diffuser
IP43

Product Code

350.PE8L10H.NGG

Wattage

10 W LED



Morphis

Features

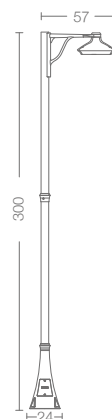
Decorative fixture
Die cast aluminium housing
Glass diffuser
IP65

Product Code

177.300L24H.NHG - 24 W
177.300.NHG - E27 Cap

Wattage

24 W LED



Morphis

Features

Decorative fixture (3000K)
Die cast aluminium housing
Glass diffuser
IP65

Product Code

178L24H.P1.NHG

Wattage

24 W LED



Landscape Lighting Choice Series

Choose the best of Choice Landscape Lighting products for your spaces. Affordable yet classy, the Jaquar Choice Series offers a wide range of Projector Lights, Ground Burials, Gate Tops, Bollards, and Wall Lights to light up your spaces. Carefully crafted to perfection to illuminate your spaces, the Choice Landscape Lighting products are unparalleled and beyond comparison.

Content

PROJECTOR LIGHTS

Luminz	320
Electra	320
Sparklz	321
Splash	321
Illumine	322
Rigel	322
Ossum	323
Garnet	323

GROUND BURIAL LIGHTS

Castor	326
Hydrus	326
Polaris	327
Ikon	327

GATE TOP LIGHTS

Capella	330
Orbiss	330
Irena	331
Reneva	331
Avior	332
Turais	332
Lex	333
Vimio	333
Navis	334
Sentinel	334

BOLLARD LIGHTS

Illumitz	338
Miram	339
Visio	340
Cone Bollard	340
Cylinder Bollard	341
Disc Bollard	341
Orbarix	342
Elumx	342

WALL LIGHTS

Brightex	346
Breva	346
Lupus	347
Carina	347
Xcellent	347
Octan	348
Alfie	348
Preston	349
Woody	349
Lima	349
Luke	350
Cooper	350
Kira	351
Casper	351
Foot Light	351

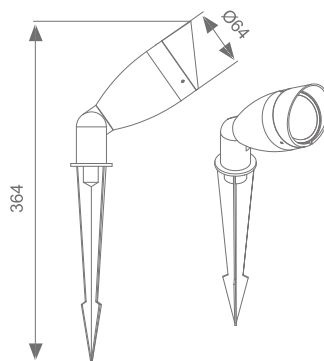




Projector Lights

APPLICATIONS:

- Façade lighting
- Accent lighting
- Atriums and columns
- Architectural lighting
- Varied beam angle applications



Luminz

Features

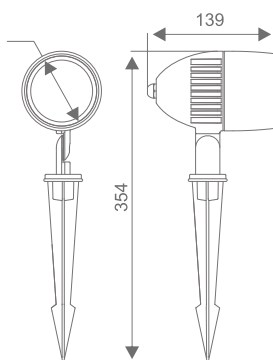
Die cast aluminium housing
Transparent tempered glass diffuser
Matt grey finish
90 V - 260 V AC
Warm white
IP65

Product Code

LSPK03R104XW

Wattage

4 x 1 W LED



Electra

Features

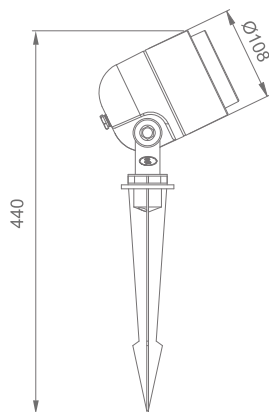
Die cast aluminium housing
Transparent tempered glass diffuser
Matt grey finish
90 V - 260 V AC
Warm white
IP65

Product Code

LSPK04R108XW

Wattage

1 x 8 W COB LED



Sparklz

Features

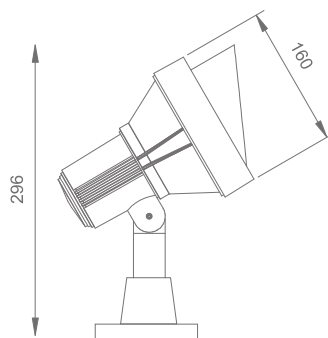
Die cast aluminium housing
Transparent tempered glass diffuser
Matt grey finish
90 V - 260 V AC
Warm white
IP65

Product Code

LSPK04R112XW

Wattage

1 x 12 W COB LED



Splash

Features

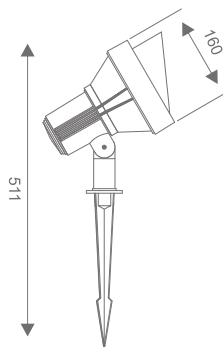
Die cast aluminium housing
Transparent tempered glass diffuser
Matt grey finish
90 V - 260 V AC
Warm white
IP54

Product Code

LSPK05R112SW

Wattage

1 x 12 W COB LED



Illumine

Features

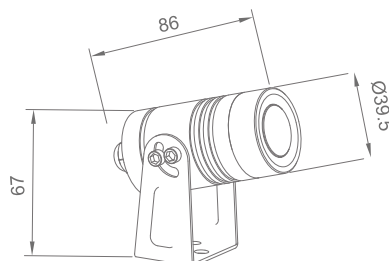
Die cast aluminium housing
Transparent tempered glass diffuser
Matt grey finish
90 V - 260 V AC
Warm white
IP54

Product Code

LSPK05R112XW

Wattage

1 x 12 W COB LED



Rigel

Features

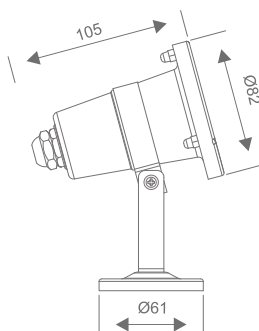
Die cast aluminium housing
Clear glass diffuser
90 V - 260 V AC
Warm white
IP65

Product Code

LSPK06R103SW

Wattage

1 x 3 W LED



Ossum

Features

304 stainless steel housing
Tempered glass diffuser
12 V AC
Warm white
IP68

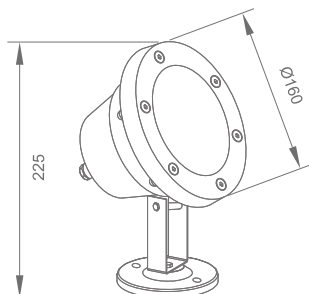
Product Code

LSPK68R103SW

Wattage

3 x 1 W LED

Note: Product has to be used with 12 V AC power supply at the site, not to be used under water



Garnet

Features

304 stainless steel housing
Tempered glass diffuser
12 V AC
Warm white
IP68

Product Code

LSPK68R108SW

Wattage

8 x 1 W LED

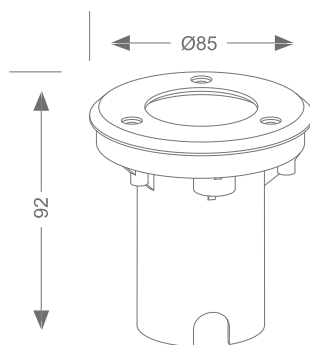
Note: Product has to be used with 12 V AC power supply at the site, not to be used under water



Ground Burial Lights

APPLICATIONS:

- Outdoor façade lighting
- Landscape lighting
- Accent lighting



Castor

Features

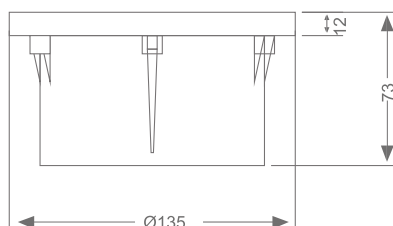
304 stainless steel ring
Transparent tempered glass diffuser
Stainless steel finish
90 V - 260 V AC
Warm white
IP67

Product Code

LGBL04R301XW

Wattage

3 x 1 W LED



Hydrus

Features

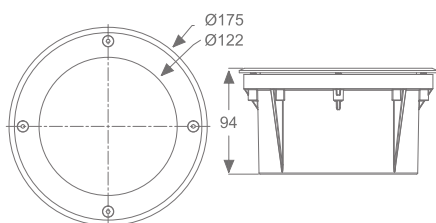
Die cast aluminium housing
304 stainless steel ring
Transparent tempered glass diffuser
90 V - 260 V AC
Warm white
IP67

Product Code

LGBL06R601XW

Wattage

6 x 1 W LED



Polaris

Features

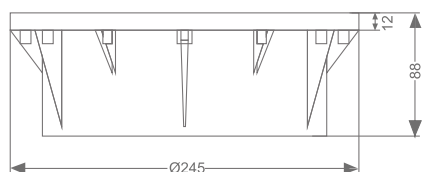
Die cast aluminium housing
304 stainless steel ring
Transparent tempered glass diffuser
Stainless steel finish
90 V - 260 V AC
Warm white
IP67

Product Code

LGBL05R101XW

Wattage

10 x 1 W LED



Ikon

Features

Die cast aluminium housing
304 stainless steel ring
Transparent tempered glass diffuser
90 V - 260 V AC
Warm white
IP67

Product Code

LGBL07R181XW

Wattage

18 x 1 W LED



Gate Top Lights

APPLICATIONS:

- Bungalows
- Villas
- Pavement lighting
- Landscape lighting

Capella

Features

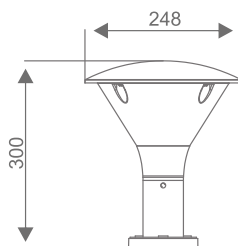
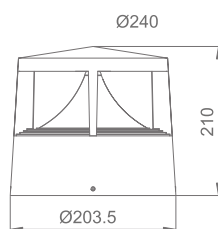
Die cast aluminium housing
Clear polycarbonate diffuser
Matt grey finish
90 V - 260 V AC
Warm white
IP65

Product Code

LGTP03X012XW

Wattage

1 x 12 W COB LED (12 W)



Orbiss

Features

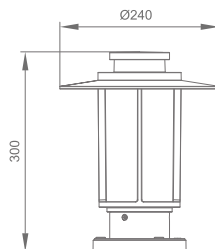
Die cast aluminium housing
Frosted polycarbonate diffuser
Matt grey finish
90 V - 260 V AC
Warm white
IP54

Product Code

LGTP01X012XW

Wattage

1 x 12 W



Irena

Features

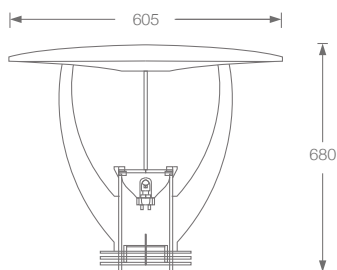
Die cast aluminium housing
Opal polycarbonate diffuser
Matt grey finish
90 V - 260 V AC
Warm white
IP54

Product Code

LGTP02X006XW

Wattage

6 x 1 W LED (6 W)



Reneva

Features

MS housing with PU paint
Top canopy made of spun aluminium
IP65
IK10

Product Code

LGTP01X030XW

Wattage

30 W LED COB

Avior

Features

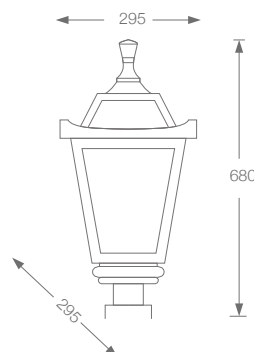
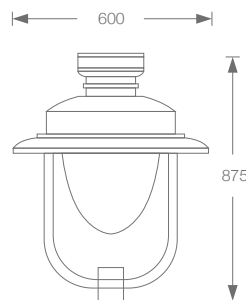
Die cast aluminium housing
Heat resistant toughened bell shaped acrylic diffuser
MS housing with PU paint
Top canopy made of spun aluminium
IP65

Product Code

LGTP04X028XW

Wattage

28 W LED



Turais

Features

Die cast aluminium housing
Heat resistant toughened glass
(clear diffuser)
IP65

Product Code

LGTP02X030XW

Wattage

30 W mid power LED



Lex

Features

Heavy spun aluminium housing
PU paint
Heavy duty heat resistance /
toughened acrylic diffuser
IP65

Product Code

LWLL01X045XW

Wattage

45 W LED



Vimio

Features

Die cast aluminium housing
Heat resistant toughened glass diffuser
IP65

Product Code

LGTP05X030XW

Wattage

30 W LED

Navis

Features

Die cast aluminium housing
Polycarbonate diffuser
Powder coated
IP65

Product Code

LGTP06X040XC
LGTP06X040XN
LGTP06X040XW

Wattage

40 W LED



Sentinel

Features

Die cast aluminium housing
Polycarbonate diffuser
Powder coated
IP65

Product Code

LGTP08X060XC / LGTP08X060XW
LGTP08X120XC / LGTP08X120XW
LGTP08X150XC / LGTP08X150XW

Wattage

60 W LED
120 W LED
150 W LED

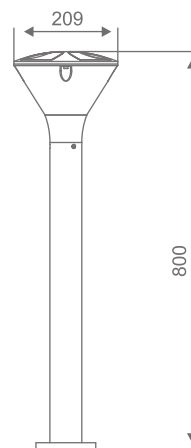




Bollard Lights

APPLICATIONS:

- Landscape lighting
- Parks
- Lawns
- Colony streets
- Pathways
- Banquet Halls



Illumitz

Features

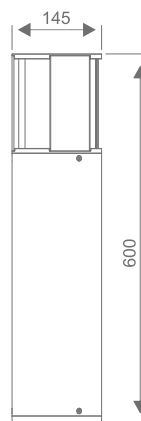
Die cast aluminium housing
Frosted polycarbonate diffuser
Matt grey finish
90 V - 260 V AC
Warm white
IP65

Product Code

LBLD03R108XW

Wattage

16 x 0.5 W LED



Miram

Features

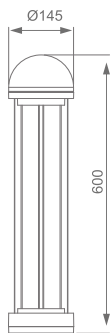
Die cast aluminium housing
Opal white polycarbonate diffuser
Matt grey finish
90 V - 260 V AC
Warm white
IP54

Product Code

LBLD01R305XW

Wattage

3 x 10 x 0.5 W LED



Visio

Features

Die cast aluminium housing
Tempered glass diffuser
Matt grey finish
90 V - 260 V AC
Warm white
IP54

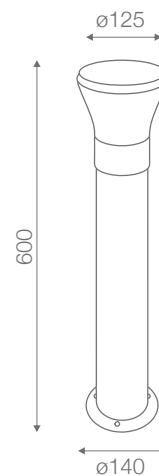
Product Code

LBLD06R108XW

Wattage

1 x 8 W COB LED

All dimensions are in mm



Cone Bollard

Features


Die cast aluminium housing
Opal diffuser with in-built LED
IP65

Product Code

LBLDCON010XW

Wattage

10 W LED



Cylinder Bollard

Features

Die cast aluminium housing
Opal diffuser with in-built LED
IP65

Product Code

LBLDCYL010XW

Wattage

10 W LED



Disc Bollard

Features


Die cast aluminium housing
Opal diffuser with in-built LED
IP65

Product Code

LBDDSC010XW

Wattage

10 W LED



Orbarix

Features

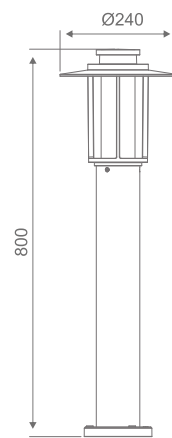
Die cast aluminium housing
Tempered glass diffuser
Matt grey finish
90 V - 260 V AC
Warm white
IP54

Product Code

LBLD02R108XW

Wattage

1 x 8 W COB LED



Elumx

Features

Die cast aluminium housing
Opal white polycarbonate diffuser
Matt grey finish
90 V - 260 V AC
Warm white
IP54

Product Code

LBLD05R601XW

Wattage

6 x 1 W LED





Wall Lights

APPLICATIONS:

- Residential
- Offices
- Hotels
- Banquet Halls
- Malls

Brightex

Features

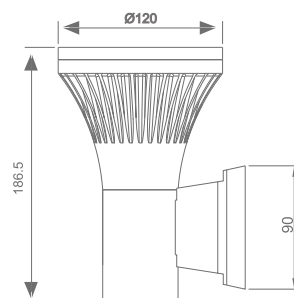
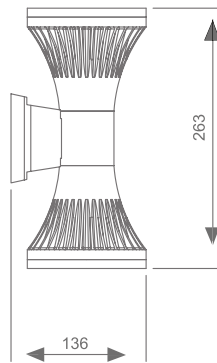
Die cast aluminium housing
Transparent tempered glass diffuser
Grey finish
90 V - 260 V AC
Up and down light
Warm white
IP54

Product Code

LWWL01X208XW

Wattage

2 x 8 W COB LED



Brevia

Features

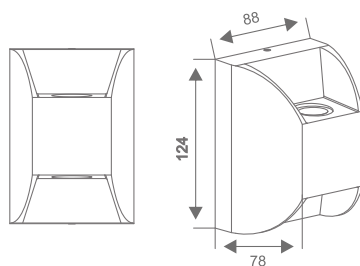

Die cast aluminium housing
Transparent tempered glass diffuser
Matt grey finish
90 V - 260 V AC
Warm white
IP54

Product Code

LWWL01X108XW

Wattage

1 x 8 W COB LED



Lupus

Features

Die cast aluminium housing
Transparent tempered glass diffuser
Matt grey finish
90 V - 260 V AC
Up and down light
Warm white
IP54

Product Code

LWWL03X203XW

Wattage

2 x 3 W COB LED

Carina

Features

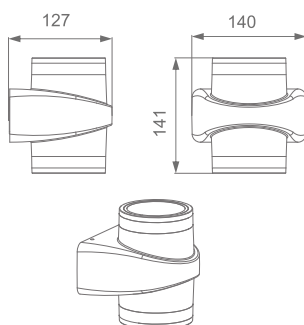
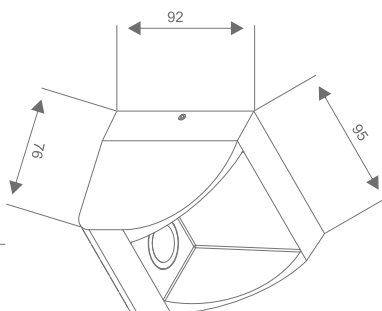
Die cast aluminium housing
Transparent tempered glass diffuser
Matt grey finish
90 V - 260 V AC
Warm white
IP54

Product Code

LWWL03X103XW

Wattage

1 x 3 W COB LED



Xcellent

Features

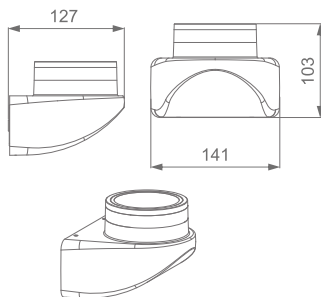
Die cast aluminium housing
Opal polycarbonate diffuser
Matt grey finish
90 V - 260 V AC
Up and down light
Warm white
IP54

Product Code

LWWL02R206XW

Wattage

2 x 6 W COB LED



Octan

Features

Die cast aluminium housing
Opal polycarbonate diffuser
Matt grey finish
90 V - 260 V AC
Warm white
IP54

Product Code

LWWL02R108XW

Wattage

1 x 8 W COB LED

Alfie

Features

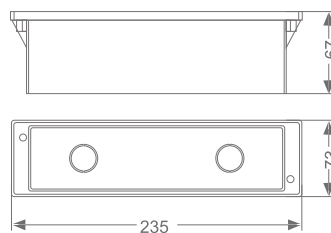
Die cast aluminium housing
SUS304 ring
Frosted polycarbonate diffuser
Anti-glare
90 V - 260 V AC
Warm white
IP65

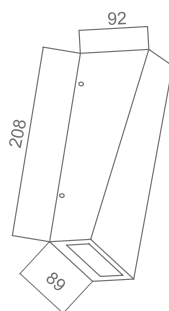
Product Code

LBRK01S105XW

Wattage

10 x 0.5 W LED





Preston

Features

Die cast aluminium housing
Tempered glass diffuser
Grey finish
90 V - 260 V AC
Up and down light
Warm white
IP54

Product Code

LWWL02X203XW

Wattage

2 x 3 W LED

Woody

Features

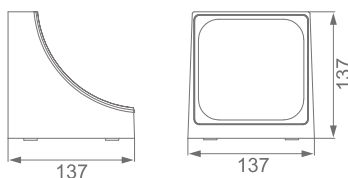
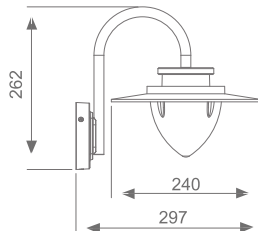
Die cast aluminium housing
Opal white polycarbonate diffuser
Matt grey finish
90 V - 260 V AC
Warm white
IP54

Product Code

LWLL01X108XW

Wattage

1 x 8 W COB LED



Lima

Features

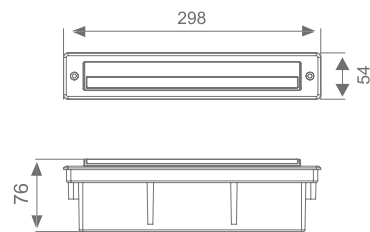
Die cast aluminium housing
Transparent tempered glass diffuser
Matt grey finish
170 V-260 V AC
Warm white
Wall washer light
IP54

Product Code

LWWL03X012XW

Wattage

1 x 12 W COB LED



Luke

Features

Die cast aluminium housing
Opal white polycarbonate diffuser
90 V - 260 V AC
Warm white
IP54

Product Code

LBRK02S105XW

Wattage

10 x 0.5 W LED

Cooper

Features

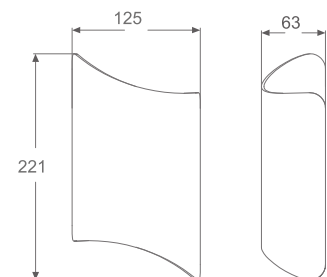
Die cast aluminium housing
Transparent tempered glass diffuser
Matt grey finish
90 V - 260 V AC
Up and down light
Warm white
IP54

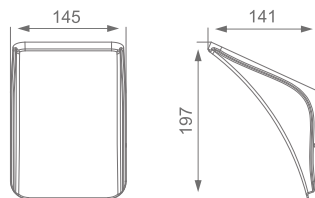
Product Code

LWWL04X206XW

Wattage

2 x 6 W COB LED





Kira

Features

Die cast aluminium housing
Transparent tempered glass diffuser
Matt grey finish
90 V - 260 V AC
Warm white
Wall washer light
IP54

Product Code

LWWL04X012XW

Wattage

1 x 12 W COB LED

Casper

Features

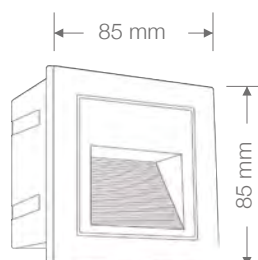
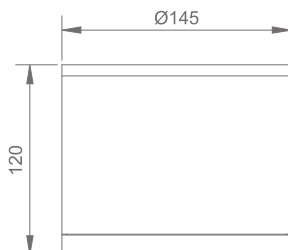
Die cast aluminium housing
Transparent tempered glass diffuser
Matt grey finish
90 V - 260 V AC
Warm white
IP54

Product Code

LCEL02R112XW

Wattage

1 x 12 W COB LED



Foot Light

Features

Die cast aluminium housing
Polycarbonate diffuser
White and grey finish
IP65

Product Code

LFTL01S003XW*

LFTLW1S003XW#

Wattage

3 W LED

*Grey housing | #White housing

A man with short dark hair and glasses, wearing a white shirt, is shown in profile from the chest up. He is looking out of a large window towards the right. The background is a blurred interior space with modern lighting fixtures, including a large, dark, conical pendant light and a long, horizontal light fixture. The lighting is soft and natural, suggesting daylight. The overall mood is professional and modern.

Smart Lights

The world of devices is getting smarter and so are Jaquar Lighting products.

For your daily lighting requirements, our in-house R&D has come up with several next generation products.

From a bulb which can be operated using Bluetooth and Wi-Fi, to an emergency bulb with in-built battery to stay lit during power cuts, and motion-sensing batten, downlights and panels which get switched on automatically as you approach.

All these products are designed to need minimal human touch to allow better hygiene, as well as provide ease of operation and save time, effort and energy.

Content

SMART LIGHTS	
Smart Pole	354
Vivid	355
Pride Smart	356
Strella Smart	356
Kubik Smart	356
Starlite Alike (with remote)	357
Starlite	357
Strella Tri-color	358
UV Lamp	359





FUTURE PRODUCT

Smart Pole

Next generation street light LED pole with multiple applications, like:

- HI-DEF 360° camera for surveillance
- LED display board for traffic alert, public announcement, weather report and general advertising
- Electric vehicle charger
- Fully customized wi-fi
- Weather station, which can measure air temperature, noise, air humidity, pressure, wind speed and direction















VIVID



Bluetooth & Wi-Fi Enabled
(Supported Devices: Android & iOS)

-  Single app can control 200 bulbs within Wi-Fi/ bluetooth range
-  Compatible with bluetooth version 4.0 and above
-  Can smoothly work up to 10 meter
-  3 million+ color options
-  Brightness adjustable from 100% to 0%
-  Create different groups to work together
-  Wireless Connection through Wi-Fi
-  Wi-Fi products compatible with Amazon Alexa/ Google Home
-  Suitable for decorative purposes
-  High efficiency

Vivid (Bluetooth) & (Wi-Fi)

Product Code	Power (W)	Color	Dimension in MM (DXH)
LV VD07B22RG	7 W	RGB / CW	Φ 65 x 126
LVDWF07B2RGB	7 W	RGB / CW	Φ 70 x 120

Technical & Commercial Data:

- Input voltage range: 100 - 300 V AC
- Luminous efficacy: >80 Lm/W @6500K
- Power factor: >0.95
- Housing materials: Thermally conductive polycarbonate





Light turns on
in presence
of motion and
will turn off
after 2 minutes
if there is
no motion



Pride SMART

Motion sensor based battens

Item Code	Wattage (W)	CCT (K)	Dimension in MM (LXWXH)
LPRD01S040XC	40	6500	1180 x 86 x 67
LPRD01S040XN	40	4000	1180 x 86 x 67
LPRD01S040XW	40	3000	1180 x 86 x 67

Technical Data:

- With motion detecting sensor
- 80% energy saving
- IP65 for dust & water-proof performance
- Brightness: 0 - 100%



Kubik SMART

Motion sensor based battens

Item Code	Wattage (W)	CCT (K)	Dimension in MM (LXWXH)
LKBS01S020XC	20	CW	1135 x 22 x 37



Long life



CRI > 80



Beam angle
> 120°

Technical Data:

- Input voltage range: 100 - 300 V AC
- Luminous efficacy: > 100 Lm/W
- Power factor: > 0.95
- Sensor coverage range: 5-7 Metres
- Mounting height: Maximum up to 5 meter
- Housing materials: Thermally conductive polycarbonate



Strella SMART

SQUARE/ROUND

Motion sensor based downlights

Item Code	Wattage (W)	CCT (K)	Cutout (MM)	Dimension in MM (LXWXH / DXH)
LSTS01S008XC	8	CW	105 x 105	116 x 116 x 35
LSTS01R008XC	8	CW	Φ 105	Φ 116 x 35
LSTS01R015XC	15	CW	Φ 155	Φ 165 x 35
LSTS01R022XC	22	CW	Φ 205	Φ 220 x 35



Long life



CRI > 80



Beam angle
> 120°

Technical Data:

- Input voltage range: 110 - 300 V AC
- Luminous efficacy: > 80 Lm/W for 8 W
> 90 Lm/W for 15 W & 22 W
- Power factor: > 0.95
- Sensor coverage range: 5-7 meters
- Mounting height: Maximum up to 5 meter
- Housing materials: Thermally conductive polycarbonate





Starlite Alike (with remote)

SMART

Remote control operated batten with tunable colors & dimming

Item Code	Wattage (W)	CCT (K)	Dimension in MM (LXWXH)
LSRA01S020DM*	20	CW/ NW/ WW	1170 x 20 x 40



Long life



CRI > 80



Beam angle > 120°



*3-in-1 color option
CW-NW-WW

BENEFITS:

- 80% energy saving
- Compact and sleek design
- 2000 Lm lumen output
- Single batten with tunable colors & dimming

*Single Remote can control 30 battens

Technical & Commercial Data:

- Input voltage range: 100 - 300 V AC
- Luminous efficacy: >100 Lm/W @6500K
- Power factor: >0.95
- Housing materials: Thermally conductive polycarbonate



*Remote control operation



*Dimmable (100% - 20%)

Starlite

SMART

Single batten with tunable colours

Item Code	Wattage (W)	CCT (K)	Dimension in MM (LXWXH)
LSRE01S020X	20	CW/ NW/ WW	1170 x 20 x 40



Long life



CRI > 80



Beam angle > 120°



*3-in-1 color option
CW-NW-WW

Changing tri-color from CW to NW to WW in manual switching

Technical & Commercial Data:

- Input voltage range: 100 V - 300 V AC
- Luminous efficacy: >100 Lm/W
- Power factor: >0.95
- Housing materials: Thermally conductive polycarbonate





Strella Tri-color

Item Code	Wattage (W)	CCT (K)	Cutout (MM)	Dimension in MM (DXH)
LSTA3IN1R15X	15	CW/ NW/ WW	Φ 155	Φ 162 x 35



Long life



CRI > 80



Beam angle
> 120°



*3-in-1
color option
CW-NW-WW

Technical & Commercial Data:

- Input voltage range: 100 V - 300 V AC
- Luminous efficacy: >100 Lm/W @6500K
- Power factor: >0.95
- Housing material: Thermally conductive polycarbonate



UVL

(Ultra Violet Light)

The light that disinfects.

UVL, the ultraviolet light with anti-microbial properties that can kill up to 99.9% bacteria and viruses in the air as well as on surfaces.

UV Lamp

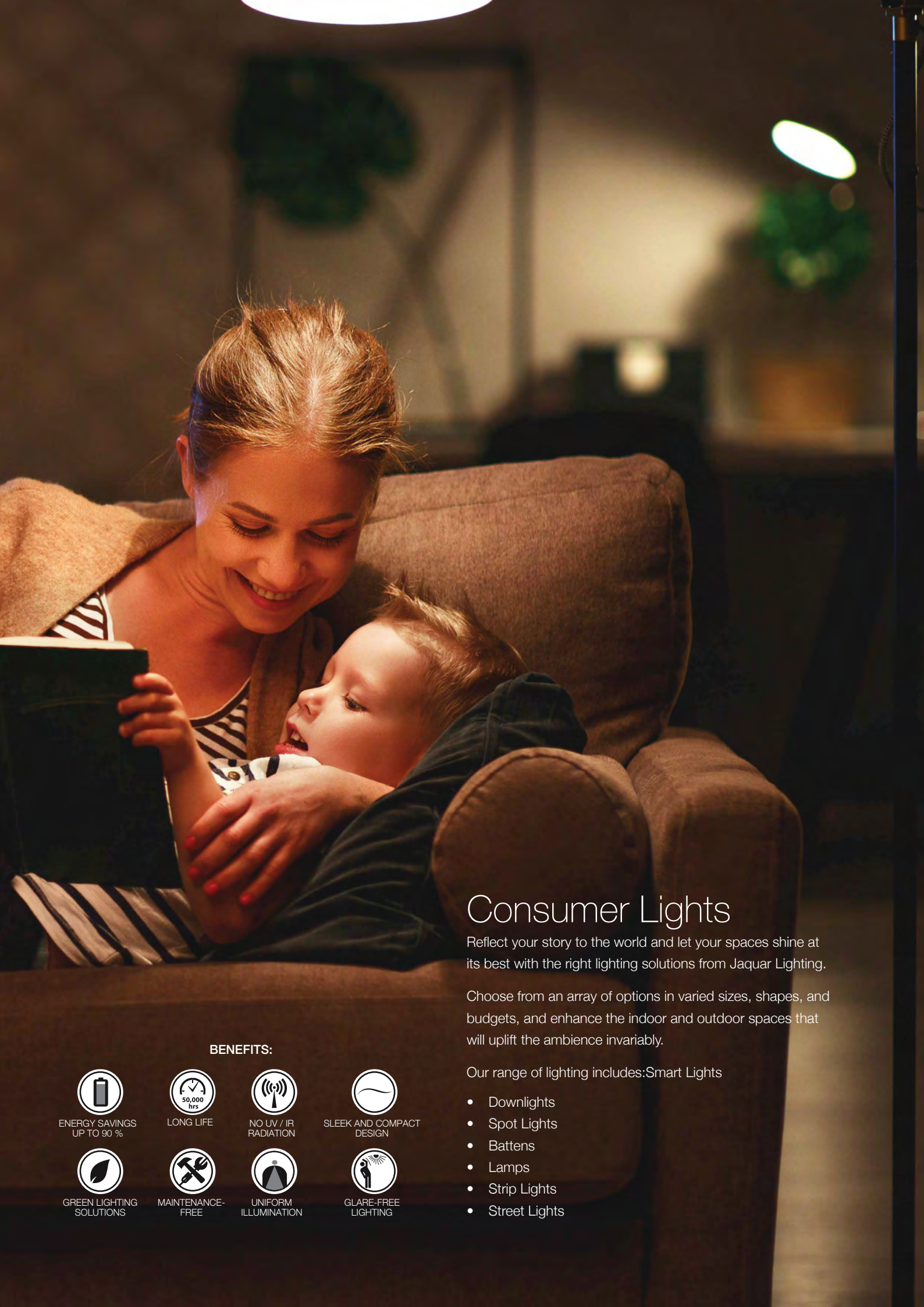
Product Code	Wattage (W)
LUVL01TL040X	40

USP:

- Life detection- safely suspends operation on detection of living beings
- Wireless remote control
- Long service life
- Total safety and comfort with intelligent controls
- Suitable for green field applications
- Easy integration with specialised controls
- Impeccable design
- Emanates a distinct, unique smell to indicate that disinfection is in process

Precaution: Take everyone, including pets, outside the room while the disinfection process goes on as UV light is harmful for skin and eyes.





Consumer Lights

Reflect your story to the world and let your spaces shine at its best with the right lighting solutions from Jaquar Lighting.

Choose from an array of options in varied sizes, shapes, and budgets, and enhance the indoor and outdoor spaces that will uplift the ambience invariably.

Our range of lighting includes: Smart Lights

- Downlights
- Spot Lights
- Battens
- Lamps
- Strip Lights
- Street Lights

BENEFITS:



ENERGY SAVINGS
UP TO 90 %



LONG LIFE



NO UV / IR
RADIATION



SLEEK AND COMPACT
DESIGN



GREEN LIGHTING
SOLUTIONS



MAINTENANCE-
FREE



UNIFORM
ILLUMINATION



GLARE-FREE
LIGHTING

Content

DOWNLIGHTS

Skylite	364
Lumax Plus	364
Strella HD	365
Strella Accessories	365
Turnoe	366
Pearl/Pearl Plus	366
Glory	367
Striker	367

SPOTLIGHTS

Gem Plus	370
Jasper Neo	370
Jasper Plus	371

BATTERNS

Kubik Ultra	374
Kubik	374
Kubik Plus	375

LAMPS

Kriza Emergency Bulb	378
Night Lamps (0.5 W)	378
Spark HD	378
Prima HD	379
Illuminator / Prima Plus	379

STRIP LIGHTS

Janus	382
Strip Driver	382

STREET LIGHTS

Hummer	386
PCR	386
Street Light	386





Downlights

Create an enchanting ambience with Jaquar's high-performance LED downlights in different wattages. Not only these downlights uplift the entire mood & the ambience of the place, but they also make a great addition to your entire home décor.

- Recessed Downlights
- Surface Mounted Downlights
- Fixed Downlights
- Trimless Downlights
- Round Downlights
- Square Downlights

APPLICATIONS



Living rooms



Kitchens



Lobbies



Staircases



Corridors

Downlights



Skylite

Item Code	Wattage (W)	CCT (K)	Dimension in MM (L X W X H)
LSKL01S036XC	36	CW	595 x 595 x 36



Long life



CRI>80



Beam angle
>120°

Technical data:

- Input voltage range: 100 V - 300 V AC
- Luminous efficacy: >105 Lm/W
- Power factor: >0.95
- Housing material: CRCA

Lumax Plus



Long life



CRI>75



Beam angle
>120°

Technical data:

- Input voltage range: 100 V - 300 V AC
- Luminous efficacy: >75 Lm/W
- Power factor: >0.95
- Housing material: Die cast aluminium

Item Code	Wattage (W)	CCT (K)	Cutout (MM)	Dimension in MM (L X W X H / DXH)
LLMP01S003XC	3	CW	74 x 74	85 x 85 x 20
LLMP01S003XN	3	NW	74 x 74	85 x 85 x 20
LLMP01S003XW	3	WW	74 x 74	85 x 85 x 20
LLMP01R003XC	3	CW	Φ 74	Φ 85 x 20
LLMP01R003XN	3	NW	Φ 74	Φ 85 x 20
LLMP01R003XW	3	WW	Φ 74	Φ 85 x 20
LLMP01S006XC	6	CW	105 x 105	121 x 121 x 20
LLMP01S006XN	6	NW	105 x 105	121 x 121 x 20
LLMP01S006XW	6	WW	105 x 105	121 x 121 x 20
LLMP01R006XC	6	CW	Φ 105	Φ 121 x 20
LLMP01R006XN	6	NW	Φ 105	Φ 121 x 20
LLMP01R006XW	6	WW	Φ 105	Φ 121 x 20
LLMP01S012XC	12	CW	155 x 155	171 x 171 x 20
LLMP01S012XN	12	NW	155 x 155	171 x 171 x 20
LLMP01S012XW	12	WW	155 x 155	171 x 171 x 20
LLMP01R012XC	12	CW	Φ 155	Φ 171 x 20
LLMP01R012XN	12	NW	Φ 155	Φ 171 x 20
LLMP01R012XW	12	WW	Φ 155	Φ 171 x 20
LLMP01S015XC	15	CW	155 x 155	171 x 171 x 20
LLMP01S015XN	15	NW	155 x 155	171 x 171 x 20
LLMP01S015XW	15	WW	155 x 155	171 x 171 x 20
LLMP01R015XC	15	CW	Φ 155	Φ 171 x 20
LLMP01R015XN	15	NW	Φ 155	Φ 171 x 20
LLMP01R015XW	15	WW	Φ 155	Φ 171 x 20
LLMP01S018XC	18	CW	175 x 175	190 x 190 x 20
LLMP01S018XN	18	NW	175 x 175	190 x 190 x 20
LLMP01S018XW	18	WW	175 x 175	190 x 190 x 20
LLMP01R018XC	18	CW	Φ 175	Φ 190 x 20
LLMP01R018XN	18	NW	Φ 175	Φ 190 x 20
LLMP01R018XW	18	WW	Φ 175	Φ 190 x 20
LLMP01S022XC	22	CW	206 x 206	225 x 225 x 20
LLMP01S022XN	22	NW	206 x 206	225 x 225 x 20
LLMP01S022XW	22	WW	206 x 206	225 x 225 x 20
LLMP01R022XC	22	CW	Φ 206	Φ 225 x 20
LLMP01R022XN	22	NW	Φ 206	Φ 225 x 20
LLMP01R022XW	22	WW	Φ 206	Φ 225 x 20



Long life



CRI>80



Beam angle
>120°

Technical data:

- Input voltage range: 100 V - 300 V AC
- Luminous efficacy: >90 Lm/W
- Power factor: >0.95
- Housing material: Thermally conductive polycarbonate

Strella HD

Item Code	Wattage (W)	CCT (K)	Cutout (MM)	Dimension in MM (L X W X H / DXH)
LSTA4KVR05XC	5	CW	Φ 70	Φ 80 x 35
LSTA4KVR05XN	5	NW	Φ 70	Φ 80 x 35
LSTA4KVR05XW	5	WW	Φ 70	Φ 80 x 35
LSTA01S008XC	8	CW	105 x 105	116 x 116 x 35
LSTA01S008XN	8	NW	105 x 105	116 x 116 x 35
LSTA01S008XW	8	WW	105 x 105	116 x 116 x 35
LSTA01R008XC	8	CW	Φ 105	Φ 116 x 35
LSTA01R008XN	8	NW	Φ 105	Φ 116 x 35
LSTA01R008XW	8	WW	Φ 105	Φ 116 x 35
LSTA4KVR12XC	12	CW	Φ 155	Φ 162 x 35
LSTA4KVR12XN	12	NW	Φ 155	Φ 162 x 35
LSTA4KVR12XW	12	WW	Φ 155	Φ 162 x 35
LSTA01S015XC	15	CW	155 x 155	162 x 162 x 35
LSTA01S015XN	15	NW	155 x 155	162 x 162 x 35
LSTA01S015XW	15	WW	155 x 155	162 x 162 x 35
LSTA01R015XC	15	CW	Φ 155	Φ 162 x 35
LSTA01R015XN	15	NW	Φ 155	Φ 162 x 35
LSTA01R015XW	15	WW	Φ 155	Φ 162 x 35
LSTA01S022XC	22	CW	205 x 205	220 x 220 x 35
LSTA01S022XN	22	NW	205 x 205	220 x 220 x 35
LSTA01S022XW	22	WW	205 x 205	220 x 220 x 35
LSTA01R022XC	22	CW	Φ 205	Φ 220 x 35
LSTA01R022XN	22	NW	Φ 205	Φ 220 x 35
LSTA01R022XW	22	WW	Φ 205	Φ 220 x 35



Strella Accessories

Item Code	Wattage (W)	Dimension in MM (L X W X H / DXH)
LSTA01SMS008	8	105 x 105
LSTA01SMR008	8	Φ 105
LSTA01SMS015	15	155 x 155
LSTA01SMR015	15	Φ 155
LSTA01SMS022	22	205 x 205
LSTA01SMR022	22	Φ 205

Downlights



Long life



CRI>80



Beam angle
>120°

Turnoe

Item Code	Wattage (W)	CCT (K)	Dimension in MM (DXH)
LZET03R015XC	15	CW	Φ 300 x 85

Technical data:

- Input voltage range: 100 V - 300 V AC
- Luminous efficacy: >70 Lm/W
- Power factor: >0.95
- Housing material: Sheet metal



Pearl / Pearl Plus

Item Code	Wattage (W)	CCT (K)	Cutout (MM)	Dimension in MM (DXH)
LPAL02R003XC	3	CW	Φ 45	Φ 80 x 45
LPAL02R003XN	3	NW	Φ 45	Φ 80 x 45
LPAL02R003XW	3	WW	Φ 45	Φ 80 x 45
LPAL02R003XR	3	RED	Φ 45	Φ 80 x 45
LPAL02R003XG	3	GREEN	Φ 45	Φ 80 x 45
LPAL02R003XB	3	BLUE	Φ 45	Φ 80 x 45
LPAL02R003XP	3	PINK	Φ 45	Φ 80 x 45
LPAL02R003XV	3	VIOLET / PURPLE	Φ 45	Φ 80 x 45
LPPS02R006XC	6	CW	Φ 45	Φ 80 x 65
LPPS02R006XN	6	NW	Φ 45	Φ 80 x 65
LPPS02R006XW	6	WW	Φ 45	Φ 80 x 65
LPPS02R006XR	6	RED	Φ 45	Φ 80 x 65
LPPS02R006XG	6	GREEN	Φ 45	Φ 80 x 65
LPPS02R006XB	6	BLUE	Φ 45	Φ 80 x 65
LPPS02R006XP	6	PINK	Φ 45	Φ 80 x 65
LPPS02R006XV	6	VIOLET / PURPLE	Φ 45	Φ 80 x 65
LPPS01R015XC	15	CW	Φ 45	Φ 140 x 65
LPPS01R015XN	15	NW	Φ 45	Φ 140 x 65
LPPS01R015XW	15	WW	Φ 45	Φ 140 x 65
LPPS01R015XR	15	RED	Φ 45	Φ 140 x 65
LPPS01R015XG	15	GREEN	Φ 45	Φ 140 x 65
LPPS01R015XB	15	BLUE	Φ 45	Φ 140 x 65
LPPS01R015XP	15	PINK	Φ 45	Φ 140 x 65
LPPS01R015XV	15	VIOLET / PURPLE	Φ 45	Φ 140 x 65



Long life



CRI>80



Beam angle
>120°

Technical data:

- Input voltage range: 100 V - 300 V AC
- Luminous efficacy: >70 Lm/W for 3 W, >80 Lm/W for 6 W, >90 Lm/W for 15 W
- Power factor: >0.9
- Housing material: Thermally conductive polycarbonate
- Suitable for junction box fitment

Downlights



Glory



Long life

CRI>80

Beam angle
>120°

Technical data:

- Input voltage range: 100 V - 300 V AC
- Luminous efficacy: >70 Lm/W for 3 W, >75 Lm/W for 6 W, >85 Lm/W for 10 W
- Power factor: >0.9
- Housing material: Thermally conductive polycarbonate
- Suitable for junction box fitment

Item Code	Wattage (W)	CCT (K)	Cutout (MM)	Dimension in MM (L X W X H / DXH)
LGOR01S003XC	3	CW	Φ 73	92 x 92 x 54
LGOR01S003XN	3	NW	Φ 73	92 x 92 x 54
LGOR01S003XW	3	WW	Φ 73	92 x 92 x 54
LGOR01R003XC	3	CW	Φ 73	Φ 92 x 54
LGOR01R003XN	3	NW	Φ 73	Φ 92 x 54
LGOR01R003XW	3	WW	Φ 73	Φ 92 x 54
LGOR02S006XC	6	CW	Φ 84	113 x 113 x 65
LGOR02S006XN	6	NW	Φ 84	113 x 113 x 65
LGOR02R006XC	6	CW	Φ 84	Φ 113 x 65
LGOR02R006XN	6	NW	Φ 84	Φ 113 x 65
LGOR02R006XW	6	WW	Φ 84	Φ 113 x 65
LGOR02R006XR	6	RED	Φ 84	Φ 113 x 65
LGOR02R006XG	6	GREEN	Φ 84	Φ 113 x 65
LGOR02R006XB	6	BLUE	Φ 84	Φ 113 x 65
LGOR02R006XP	6	PINK	Φ 84	Φ 113 x 65
LGOR02R006XV	6	VIOLET / PURPLE	Φ 84	Φ 113 x 65
LGOR01S010XC	10	CW	Φ 104	125 x 125 x 70
LGOR01S010XN	10	NW	Φ 104	125 x 125 x 70
LGOR01S010XW	10	WW	Φ 104	125 x 125 x 70
LGOR01R010XC	10	CW	Φ 104	Φ 125 x 70
LGOR01R010XW	10	WW	Φ 104	Φ 125 x 70



Striker



Long life

CRI>80

Beam angle
>120°

Technical data:

- Input voltage range: 100 V - 300 V AC
- Luminous efficacy: >75 Lm/W
- Power factor: >0.95
- Housing material: Thermally conductive polycarbonate with aluminium heat sink
- Suitable for junction box fitment

Item Code	Wattage (W)	CCT (K)	Cutout (MM)	Dimension in MM (DXH)
LSTK01R006XC	6	CW	Φ 83	Φ 108 x 62
LSTK01R006XN	6	NW	Φ 83	Φ 108 x 62
LSTK01R006XW	6	WW	Φ 83	Φ 108 x 62
LSTK01R006XR	6	RED	Φ 83	Φ 108 x 62
LSTK01R006XG	6	GREEN	Φ 83	Φ 108 x 62
LSTK01R006XB	6	BLUE	Φ 83	Φ 108 x 62
LSTK01R006XP	6	PINK	Φ 83	Φ 108 x 62
LSTK01R006XV	6	VIOLET / PURPLE	Φ 83	Φ 108 x 62



Spotlights

Highlight the little details when you bring home Jaquar's energy-efficient LED spotlights. The different colour temperatures lend your home décor a vibrant and new look every time.

APPLICATIONS



Living rooms



Kitchens



Decorations



Shelves



Focus



Cabinets



Gem Plus



Technical data:

- Input voltage range: 100 V - 300 V AC
- Luminous efficacy: >90 Lm/W
- Power factor: >0.95
- Housing material: Die cast aluminium

Item Code	Wattage (W)	CCT (K)	Cutout (MM)	Dimension in MM (DXH)
LGMP01R005XC	5	CW	Φ 70	Φ 85 x 55
LGMP01R005XN	5	NW	Φ 70	Φ 85 x 55
LGMP01R005XW	5	WW	Φ 70	Φ 85 x 55
LGMP01R010XC	10	CW	Φ 70	Φ 85 x 70
LGMP01R010XN	10	NW	Φ 70	Φ 85 x 70
LGMP01R010XW	10	WW	Φ 70	Φ 85 x 70
LGMP01R015XC	15	CW	Φ 90	Φ 110 x 85
LGMP01R015XN	15	NW	Φ 90	Φ 110 x 85
LGMP01R015XW	15	WW	Φ 90	Φ 110 x 85
LGMP01R020XC	20	CW	Φ 110	Φ 140 x 95
LGMP01R020XN	20	NW	Φ 110	Φ 140 x 95
LGMP01R020XW	20	WW	Φ 110	Φ 140 x 95



Technical data:

- Input voltage range: 100 V - 300 V AC
- Luminous efficacy: >50 Lm/W
- Housing material: Thermally conductive polycarbonate

Jasper Neo

Item Code	Wattage (W)	CCT (K)	Cutout (MM)	Dimension in MM (DXH)
LJPN01R002XC	2	CW	Φ 32	Φ 42 x 16
LJPN01R002XW	2	WW	Φ 32	Φ 42 x 16
LJPN01R002XR	2	RED	Φ 32	Φ 42 x 16
LJPN01R002XG	2	GREEN	Φ 32	Φ 42 x 16
LJPN01R002XB	2	BLUE	Φ 32	Φ 42 x 16



Jasper Plus

Item Code	Wattage (W)	CCT (K)	Cutout (MM)	Dimension in MM (L X W X H / DXH)
LJPP01S002XC	2 W	CW	Φ 28	39 x 39 x 28
LJPP01S002XW	2 W	WW	Φ 28	39 x 39 x 28
LJPP02R002XC	2 W	CW	Φ 28	Φ 39 x 28
LJPP02R002XW	2 W	WW	Φ 28	Φ 39 x 28
LJPP02R002XR	2 W	RED	Φ 28	Φ 39 x 28
LJPP02R002XG	2 W	GREEN	Φ 28	Φ 39 x 28
LJPP02R002XB	2 W	BLUE	Φ 28	Φ 39 x 28



Long life



CRI>80



Beam angle
>30°

Technical data:

- Input voltage range: 100 V - 300 V AC
- Luminous efficacy: >50 Lm/W
- CRI: >80
- Housing material: Aluminium



Battens

Brighten up your space with Jaquar's range of environment-friendly LED battens. Available in different lumen intensity and colour temperatures, our battens are perfect for your home décor.

APPLICATIONS



Bedrooms



Living rooms



Kitchens



Study rooms



Terraces



Balconies



Pooja rooms



Kubik Ultra

Item Code	Wattage (W)	CCT (K)	Dimension in MM (L X W X H)
LGLZU1X025XC	25	CW	1135 x 31 x 40
LKBU4KVS35XC	35	CW	1135 x 22 x 37



Long life



CRI > 80



Beam angle
>120° for 35 W
>180° for 25 W



117 Lm/W
for 35 W
130 Lm/W
for 25 W

Technical data:

- Input voltage range: 100 V - 300 V AC
- Power factor: >0.95
- Housing material: Extruded aluminium



Kubik

Item Code	Wattage (W)	CCT (K)	Dimension in MM (L X W X H)
LKBK02S020XC	20	CW	1145 x 21 x 33
LKBK02S020XN	20	NW	1145 x 21 x 33
LKBK02S020XW	20	WW	1145 x 21 x 33



Long life



CRI > 80



Beam angle
>120°

Technical data:

- Input voltage range: 100 V - 300 V AC
- Luminous efficacy: 100 Lm/W
- Power factor: >0.95
- Housing material: Thermally conductive polycarbonate



Kubik Plus

Item Code	Wattage (W)	CCT (K)	Dimension in MM (L X W X H)
LKBP01S006XC	6	CW	300 x 22 x 37
LKBP01S006XN	6	NW	300 x 22 x 37
LKBP01S006XW	6	WW	300 x 22 x 37
LKBP4KV010XC	10	CW	575 x 22 x 37
LKBP4KV010XN	10	NW	575 x 22 x 37
LKBP4KV010XW	10	WW	575 x 22 x 37
LKBP01S018XC	18	CW	1135 x 22 x 37
LKBP01S018XW	18	WW	1135 x 22 x 37
LKBP4KV020XC	20	CW	1135 x 22 x 37
LKBP4KV020XN	20	NW	1135 x 22 x 37
LKBP4KV020XW	20	WW	1135 x 22 x 37
LKBP01S022XC	22	CW	1135 x 31 x 40
LKBP01S022XN	22	NW	1135 x 31 x 40
LKBP01S022XW	22	WW	1135 x 31 x 40



Long life



CRI>80



Beam angle
>120°



110 Lm/W
for 22 W
100 Lm/W
for 6 W - 20 W

Technical data:

- Input voltage range: 100 V - 300 V AC
- Power factor: >0.95
- Housing material: Thermally conductive polycarbonate



Lamps

Welcome home holistic lighting solutions from Jaquar. Want to light up a small space or illuminate an entire room? Here is our range of LED lamps from low wattage night bulbs to high wattage LED lamps for you. Enjoy the extra brightness of happiness that fits every budget and requirement.

APPLICATIONS



Bedrooms



Living rooms



Kitchens



Study rooms



Terraces



Balconies



Pooja rooms

Lamps



Long life



CRI>80



Beam angle
>120°

Technical data:

- Input voltage range: 100 - 300 V AC
- Luminous efficacy: >80 Lm/W @ Normal Supply
- Power factor: >0.95
- Charging time: Minimum 6 Hours
- Housing materials: Thermally conductive polycarbonate

Item Code	Wattage (W)	CCT (K)	Dimension in MM (DXH)
LKRZ009B22CW	9	6500 K	Φ 70 x 146



Night Lamps (0.5 W)



Long life



CRI>80



Beam angle
>180°

Technical data:

- Input voltage range: 100 V - 300 V AC
- Luminous efficacy: >40 Lm/W
- Housing material: Polycarbonate

Item Code	Base Cap	Wattage (W)	CCT (K)	Dimension in MM (DXH)
LPRM01R001XC	B22	0.5	CW	Φ 45 x 70
LPRM01R001XY	B22	0.5	YELLOW	Φ 45 x 70
LPRM01R001XR	B22	0.5	RED	Φ 45 x 70
LPRM01R001XG	B22	0.5	GREEN	Φ 45 x 70
LPRM01R001XB	B22	0.5	BLUE	Φ 45 x 70
LPRM01R001XO	B22	0.5	ORANGE	Φ 45 x 70
LPRM01R001XP	B22	0.5	PINK	Φ 45 x 70



Long life



CRI>80



Beam angle
>140°

Spark HD

Item Code	Base Cap	Wattage (W)	CCT (K)	Dimension in MM (DXH)
LSAK4KV05B2C	B22	5	CW	Φ 57 x 100
LSAK4KV07B2C	B22	7	CW	Φ 57 x 100
LSAK4KV09B2C	B22	9	CW	Φ 57 x 102

Technical data:

- Input voltage range: 100 V - 300 V AC
- Luminous efficacy: 105 Lm/W
- Power factor: >0.95
- Housing material: Overmoulded PC

Prima HD



Long life



CRI > 80

Wide
beam angle
>240°**Technical data:**

- Full globe diffuser for wide distribution of light
- Input voltage range: 100 V - 300 V AC
- Luminous efficacy: 105 Lm/W
- Power factor: >0.95
- Housing material: Overmoulded PC

Item Code	Base Cap	Wattage (W)	CCT (K)	Dimension in MM (DXH)
LPRM4KV03B2C	B22	3	CW	Φ 50 x 92
LPRM4KV03B2W	B22	3	WW	Φ 50 x 92
LPRM4KV03E2C	E27	3	CW	Φ 50 x 92
LPRM4KV03E2W	E27	3	WW	Φ 50 x 92
LPRM4KV05B2C	B22	5	CW	Φ 60 x 112
LPRM4KV05B2W	B22	5	WW	Φ 60 x 112
LPRM4KV05E2C	E27	5	CW	Φ 60 x 112
LPRM4KV05E2W	E27	5	WW	Φ 60 x 112
LPRM4KV07B2C	B22	7	CW	Φ 60 x 112
LPRM4KV07B2W	B22	7	WW	Φ 60 x 112
LPRM4KV07E2C	E27	7	CW	Φ 60 x 112
LPRM4KV07E2W	E27	7	WW	Φ 60 x 112
LPRM4KV09B2C	B22	9	CW	Φ 60 x 112
LPRM4KV09B2W	B22	9	WW	Φ 60 x 112
LPRM4KV09E2C	E27	9	CW	Φ 60 x 112
LPRM4KV09E2W	E27	9	WW	Φ 60 x 112
LPRM012B22CW	B22	12	CW	Φ 65 x 118
LPRM012B22 WW	B22	12	WW	Φ 65 x 118
LPRM012E27CW	E27	12	CW	Φ 65 x 118
LPRM012E27WW	E27	12	WW	Φ 65 x 118
LPRM4KV14B2C	B22	14	CW	Φ 65 x 126
LPRM4KV14B2W	B22	14	WW	Φ 65 x 126
LPRM4KV14E2C	E27	14	CW	Φ 65 x 126
LPRM4KV14E2W	E27	14	WW	Φ 65 x 126
LPRM4KV20B2C	B22	20	CW	Φ 80 x 152
LPRM4KV20B2W	B22	20	WW	Φ 80 x 152
LPRM4KV20E2C	E27	20	CW	Φ 80 x 152
LPRM4KV20E2W	E27	20	WW	Φ 80 x 152



Illuminator / Prima Plus



Long life



CRI > 80

Wide
beam angle
>180°**Technical data:**

- Input voltage range: 100 V - 300 V AC
- Luminous efficacy: 100 Lm/W
- Power factor: >0.95
- Housing material: Die cast aluminium

Item Code	Base Cap	Wattage (W)	CCT (K)	Dimension in MM (DXH)
LILM030B22CW	B22	30	CW	Φ 100 x 180
LILM040B22CW	B22	40	CW	Φ 115 x 198
LILM050B22CW	B22	50	CW	Φ 125 x 220
LPRP030B22CW	B22	30	CW	Φ 100 x 185
LPRP040B22CW	B22	40	CW	Φ 120 x 232
LPRP050B22CW	B22	50	CW	Φ 142 x 262



Strip Lights

Give your home a festive makeover or create awe-inspiring spaces within your home with our LED strip lights in blue, white, and other pleasing colours. Our strip lights come in 5-meter roll with specific cut points.

APPLICATIONS



Living rooms



Kitchens



Decorations



Shelves



Focus



Cabinets

Strip Lights

Technical data:

- Input voltage range: 12 V DC (with adapter)
- Luminous efficacy: >90 Lm / W
- Roll: 5 meter with cut points
- No. of LEDs: 60 LEDs / meter



Janus

Item Code	Wattage (W)	CCT (K)	Dimension in MM (L X W X H)
LJNS02S012XC	24	CW	8 x 2.25
LJNS02S012XN	24	NW	8 x 2.25
LJNS02S012XW	24	WW	8 x 2.25
LJNS02S012XR	24	Red	8 x 2.25
LJNS02S012XG	24	Green	8 x 2.25
LJNS02S012XB	24	Blue	8 x 2.25
LJNS01S012XC	24	CW	8 x 2.25
LJNS01S012XN	24	NW	8 x 2.25
LJNS01S012XW	24	WW	8 x 2.25



Strip Driver

Item Code	Voltage (V)	Current (A)
LSTD02A012X	12 DC	2





Street Lights

Create a safe city with Jaquar's street lights. Made for high-performance, our range of street lights are engineered to withstand tough weather condition. Available in a range of 20-30 watts, these street lights emit a warm and subtle light.

APPLICATIONS



Parkings



Walkways

Street Lights



Long life



CRI > 80



Beam angle
>120°

Technical data:

- Input voltage range: 100 V - 300 V AC
- Luminous efficacy: >100 Lm / W
- THD: <10%
- IP: 65
- Housing material: Die cast aluminium



Hummer

Item Code	Wattage (W)	CCT (K)	Pole Mounting Dimensions (MM)	Dimension (MM)
LHMR01SL020C	20	CW	Φ 40	320 x 75 x 60
LHMR01SL030C	30	CW	Φ 40	320 x 75 x 60



Long life



CRI > 70



Beam angle
>120°

Technical data:

- Input voltage range: 100 V - 300 V AC
- Luminous efficacy: >100 Lm / W
- THD: <10%
- IP: 66
- Housing material: Die cast aluminium



PCR

Item Code	Wattage (W)	CCT (K)	Pole Mounting Dimensions (MM)	Dimension (MM)
LPCRSRT25WXC	25	CW	Φ 42	330 x 117 x 67



Long life



CRI > 80



Beam angle
>120°

Technical data:

- Input voltage range: 100 V - 300 V AC
- Luminous efficacy: >100 Lm / W
- THD: <10%
- IP: 65
- Housing material: Die cast aluminium



Street Light

Item Code	Wattage (W)	CCT (K)	Pole Mounting Dimensions (MM)	Dimension (MM)
LSRT01F025C	25 W	CW	Φ 42	325 x 145 x 65





 ***Global Headquarters***
Net Zero Energy Building spread over 48,000 sq. mtrs.

Conceived back in 1960, the Jaquar Group has been built on the platform of the highest quality standards, aesthetics and the intent of providing world-class products. Today, the Jaquar Group caters to luxury, premium and value bathroom segments with Artize, Jaquar & Essco brands, respectively, for residential and commercial sectors across the globe. The group's lighting division, Jaquar Lighting too, has been setting new parameters of excellence while witnessing unprecedented success.

Artize

It pays a tribute to the fine traditions of exquisite craftsmanship and precision where design, technology and talent combine to deliver a masterpiece. Artize products are crafted for luxurious bath spaces. Perfect harmony is the very essence of Artize- together as coordinates or even as individual pieces. Artize's exquisite craftsmanship is so stunning that it can inspire the design principles of not just your bath spaces but of your entire living spaces.



BATH + LIGHT

A leading global super brand known for its excellence in innovation and technology. The highest build standards combine with the most beautifully designed aesthetics to provide world-class products for tough conditions. With a superb blend of ergonomic shapes, contemporary styles and meticulous finish, Jaquar continues to enthrall millions of hearts across the world with its wide range of concepts and products.



For over five decades now, Essco, the bath fittings brand, has been supporting affordable and sustainable housing in India. Essco is a value for money bath brand from the Jaquar Group, which is the leader in Complete Bathing Solutions. Essco, a Pan India brand, added a whole new chapter in the bath fittings industry by ushering in the era of the organised bath market. Essco set out with an obsession for good quality products at affordable pricing, one that was unheard of in the corridors of bath fittings manufacturers then. With its 10 years of warranty and impeccable customer service, Essco is standing tall in the Indian bath fittings Industry since 1960 and touching more hearts every year.



Complete LED lighting solutions

Jaquar lighting gives you complete LED lighting solutions – for residential, commercial and outdoor use. Choose for varied budgets without compromising on quality and reliability.

They are designed to complement and co-ordinate the most exclusive interior and exterior lifestyles and decors, from classic to contemporary.

In fact, Jaquar lighting carries forward the legacy of Jaquar Group where the thrust has always been on creating new parameters of design, quality and customer satisfaction.



JAUAR LIGHTING

The torchbearer for innovation in lighting

Innovative, energy-efficient lighting solutions, for an array of places and purposes. From home to office, decorative to landscaping, from gorgeous chandeliers to unique LEDs, you name it, we have it. All, illuminating with the highest quality, fascinating designs and immaculate perfection.

What makes Jaquar lighting stand apart:

- Complete LED lighting solutions
- Futuristic manufacturing facility
- Global certifications
- Unique customisation option for chandeliers
- Best in the world lighting, best for the Indian conditions
- Smart new products
- Trusted for prestigious projects
- Jaquar orientation centres
- Pro-active customer care



Futuristic manufacturing facility

One of the flag-bearers of the government's 'Make in India' initiative, Jaquar's advanced LED plant produces a wide range of world-class lighting products under one roof.

- A fully automated state-of-the-art manufacturing facility sprawling over 68,000 sq. m. of covered area
- Fully automated facility with in-house ROHS compliant LED driver manufacturing capability
- NABL accredited lab with an in-house testing of CCT upto 100,000 K
- LED module manufacturing unit with high-precision optical inspection equipment that can mount 160,000 LEDs per hour as well as 120,000 electronic components per hour simultaneously
- Powder coating machine to make 22,000 LED housing units a day
- In-house pressure die-casting machines of 250 tons and 350 tons for making housings
- With many firsts to its credit and with sustained investment in enhancing capabilities, Jaquar has been setting new benchmarks for the lighting industry



BIS Certificate



भारतीय मानक ब्यूरो
BUREAU OF INDIAN STANDARDS
(Ministry of Consumer Affairs, Food & Public Distribution, Govt. of India)

मानक संचालन व प्रमाणन विभाग, नई दिल्ली - 110002
15, Connaught Place, P. Block, New Delhi, New Delhi - 110002
दूरभाष (Phone) : +91-11-23230856/23230857/23230858/23230859/23230860
ई-मेल (E-mail) : registration@bis.org.in
www.bis.org.in

Our Ref: Registration/CRS 2018-3285/R-91002879

Date: 07-09-2018

Subject : Licence Document

MANUFACTURING UNIT : JAQUAR AND COMPANY PVT. LTD.
PLOT NO.3, SECTOR M11, IMT MANESAR, GURGAON, HARYANA - 122050, INDIA
salil.kulshrestha@jaquar.com
7290027208

Dear Sir,

1. With reference to your Application, we are pleased to inform you that it has been decided to grant you License through registration based on self-declaration of conformity as per details given below:

PRODUCT :	LED FLOOD LIGHTS
IS NO :	IS 10322 (PART 5/SEC 5) - 2013
BRAND :	JAQUAR LIGHTING
MODEL :	250W JFCW, 240W JFCW, 220W JFCW, 200W JFCW, 190W JFCW, 150W JFCW, 140W JFCW, 120W JFCW, 110W JFCW, 100W JFCW, 90W JFCW, 70W JFCW, 60W JFCW
MANUFACTURING ADDRESS :	JAQUAR AND COMPANY PVT. LTD. PLOT NO.3, SECTOR M11, IMT MANESAR, GURGAON, HARYANA - 122050, INDIA

- The licence is being granted to the unit located at the address and for the brand and models mentioned at serial no 1 above.
- The number assigned to this Licence is **R-91002879** which has been made operative from **06-09-2018** and is valid upto **05-09-2020**. The licence Number should invariably be referred to in your future correspondence.
- The rights and privileges under the licence shall not be exercised by any other factory / organisation at any other location and in the event of shifting of the manufacturing machinery from the registered premises to some other place use of the licence number shall be stopped and BIS shall be informed.
- The licensee shall comply with the provisions of the Act, Rules and Regulations framed thereunder and as amended from time to time.
- The licensee shall follow the guidelines for the use of Standard Mark and labeling requirements as per Annexure.
- The licensee shall not use the licence in any manner which contravenes the provisions of Act, Rules and Regulations framed thereunder and as amended from time to time.
- Upon expiry of validity, stoppage or suspension or cancellation of licence, the licensee shall discontinue forthwith the self-declaration of conformity to the relevant Indian Standard(s) and withdraw all promotional and advertising matter which contains any reference thereto.
- For renewal of licence, the licensee shall have to apply to BIS three months in advance before expiration of the licence and application form for Renewal is available on BIS website.
- The licence is not transferable.

Thanking you,

Yours faithfully,

(MOHIT PRABHAKAR)
Scientist-C (Reg. Dept.)
Telefax : +91-11-23230856
E-mail : registration@bis.org.in



भारतीय मानक ब्यूरो
BUREAU OF INDIAN STANDARDS
(Ministry of Consumer Affairs, Food & Public Distribution, Govt. of India)

मानक संचालन व प्रमाणन विभाग, नई दिल्ली - 110002
15, Connaught Place, P. Block, New Delhi, New Delhi - 110002
दूरभाष (Phone) : +91-11-23230856/23230857/23230858/23230859/23230860
ई-मेल (E-mail) : registration@bis.org.in
www.bis.org.in

Our Ref: Registration/CRS 2018-3075/R-91002771

Date: 11-08-2018

Subject : Licence Document

MANUFACTURING UNIT : JAQUAR AND COMPANY PVT. LTD.
PLOT NO.03, SECTOR M11, IMT MANESAR, GURGAON - 122050, HARYANA, INDIA
salil.kulshrestha@jaquar.com
7290027208

Dear Sir,

1. With reference to your Application, we are pleased to inform you that it has been decided to grant you License through registration based on self-declaration of conformity as per details given below:

PRODUCT :	LED LUMINAIRES FOR ROAD AND STREET LIGHTING
IS NO :	IS 10322 (PART 5/SEC 3) : 2012
BRAND :	JAQUAR LIGHTING
MODEL :	250W JSCW, 220W JSCW, 200W JSCW, 190W JSCW, 150W JSCW, 140W JSCW, 120W JSCW, 110W JSCW, 100W JSCW, 90W JSCW, 72W JSCW, 60W JSCW, 45W JSCW, 40W JSCW, 35W JSCW, 30W JSCW, 25W JSCW, 20W JSCW, 18W JSCW
MANUFACTURING ADDRESS :	JAQUAR AND COMPANY PVT. LTD. PLOT NO.03, SECTOR M11, IMT MANESAR, GURGAON - 122050, HARYANA, INDIA

- The licence is being granted to the unit located at the address and for the brand and models mentioned at serial no 1 above.
- The number assigned to this Licence is **R-91002771** which has been made operative from **07-08-2018** and is valid upto **06-08-2020**. The licence Number should invariably be referred to in your future correspondence.
- The rights and privileges under the licence shall not be exercised by any other factory / organisation at any other location and in the event of shifting of the manufacturing machinery from the registered premises to some other place use of the licence number shall be stopped and BIS shall be informed.
- The licensee shall comply with the provisions of the Act, Rules and Regulations framed thereunder and as amended from time to time.
- The licensee shall follow the guidelines for the use of Standard Mark and labeling requirements as per Annexure.
- The licensee shall not use the licence in any manner which contravenes the provisions of Act, Rules and Regulations framed thereunder and as amended from time to time.
- Upon expiry of validity, stoppage or suspension or cancellation of licence, the licensee shall discontinue forthwith the self-declaration of conformity to the relevant Indian Standard(s) and withdraw all promotional and advertising matter which contains any reference thereto.
- For renewal of licence, the licensee shall have to apply to BIS three months in advance before expiration of the licence and application form for Renewal is available on BIS website.
- The licence is not transferable.

Thanking you,

Yours faithfully,

(Sandeep Kumar)
Scientist-C (Reg. Dept.)
Telefax : +91-11-23230856
E-mail : registration@bis.org.in



भारतीय मानक ब्यूरो
BUREAU OF INDIAN STANDARDS
(Ministry of Consumer Affairs, Food & Public Distribution, Govt. of India)

मानक संचालन व प्रमाणन विभाग, नई दिल्ली - 110002
15, Connaught Place, P. Block, New Delhi, New Delhi - 110002
दूरभाष (Phone) : +91-11-23230856/23230857/23230858/23230859/23230860
ई-मेल (E-mail) : registration@bis.org.in
www.bis.org.in

Our Ref: Registration/CRS 2018-3963/R-91003000

Date: 27-09-2018

Subject : Licence Document

MANUFACTURING UNIT : JAQUAR AND COMPANY PVT. LTD.
PLOT NO.3, SECTOR M11, IMT MANESAR, GURUGRAM - 122050, HARYANA, INDIA
salil.kulshrestha@jaquar.com
7290027208

Dear Sir,

1. With reference to your Application, we are pleased to inform you that it has been decided to grant you Licence through registration based on self-declaration of conformity as per details given below:

PRODUCT :	RECESSED LED LUMINAIRES
IS NO :	IS 10322 (PART 5/SEC 2) : 2012
BRAND :	JAQUAR LIGHTING
MODEL :	22W DL, 20W DL, 18W DL, 15W DL, 12W DL, 10W DL, 8W DL, 6W DL, 3W DL
MANUFACTURING ADDRESS :	JAQUAR AND COMPANY PVT. LTD. PLOT NO.3, SECTOR M11, IMT MANESAR, GURUGRAM - 122050, HARYANA, INDIA

- The licence is being granted to the unit located at the address and for the brand and models mentioned at serial no 1 above.
- The number assigned to this Licence is **R-91003000** which has been made operative from **25-09-2018** and is valid upto **24-09-2020**. The licence Number should invariably be referred to in your future correspondence.
- The rights and privileges under the licence shall not be exercised by any other factory / organisation at any other location and in the event of shifting of the manufacturing machinery from the registered premises to some other place use of the licence number shall be stopped and BIS shall be informed.
- The licensee shall comply with the provisions of the Act, Rules and Regulations framed thereunder and as amended from time to time.
- The licensee shall follow the guidelines for the use of Standard Mark and labeling requirements as per Annexure.
- The licensee shall not use the licence in any manner which contravenes the provisions of Act, Rules and Regulations framed thereunder and as amended from time to time.
- Upon expiry of validity, stoppage or suspension or cancellation of licence, the licensee shall discontinue forthwith the self-declaration of conformity to the relevant Indian Standard(s) and withdraw all promotional and advertising matter which contains any reference thereto.
- For renewal of licence, the licensee shall have to apply to BIS three months in advance before expiration of the licence and application form for Renewal is available on BIS website.
- The licence is not transferable.

Thanking you,

Yours faithfully,

(VINOD KUMAR)
Scientist-C (Reg. Dept.)
Telefax : +91-11-23230856
E-mail : registration@bis.org.in



भारतीय मानक ब्यूरो
BUREAU OF INDIAN STANDARDS
(Ministry of Consumer Affairs, Food & Public Distribution, Govt. of India)

मानक संचालन व प्रमाणन विभाग, नई दिल्ली - 110002
15, Connaught Place, P. Block, New Delhi, New Delhi - 110002
दूरभाष (Phone) : +91-11-23230856/23230857/23230858/23230859/23230860
ई-मेल (E-mail) : registration@bis.org.in
www.bis.org.in

Our Ref: Registration/CRS 2016-3126/R-91000159

Date: 29-08-2016

Subject : Grant of Registration

MANUFACTURING UNIT : JAQUAR AND COMPANY PVT LTD
PLOT NO.3, SECTOR M11, IMT MANESAR, GURGAON, HARYANA, INDIA
Mr. SALIL KULSHRESTHA, HEAD, R & D & PRODUCTION
salil.kulshrestha@jaquar.com
7290027208

Dear Sir,

1. With reference to your Application, we are pleased to inform you that it has been decided to grant you registration as per details given below:

PRODUCT :	Fixed General Purpose LED Luminaires
IS NO :	IS 10322(PART 5/SEC 1):2012
BRAND :	Jaquar Lighting
MODEL :	16W JMSE, 18W JMSE, 20W JMSE, 6W JMSE, 8W JMSE, 10W JMSE, 12W JMSE, 4W JMSE
FACTORY ADDRESS :	JAQUAR AND COMPANY PVT LTD PLOT NO.3, SECTOR M11, IMT MANESAR, GURGAON, HARYANA, INDIA

- The Registration is being granted for your unit located at the address and for the brand and models mentioned at serial no 1 above.
- The number assigned to this Registration is **R-91000159** which has been made operative from **23-08-2016** and is valid upto **22-08-2018**. The Registration Number should invariably be referred to in your future correspondence.
- The rights and privileges under the registration shall not be exercised by any other factory / organization at any other location. This registration is not transferable. In the event of shifting of the manufacturing machinery from the registered premises to some other place use of the Registration Number shall be stopped and BIS shall be informed.
- You shall comply with the provisions of Bureau of Indian Standards Act, 1986 and Rules and Regulations framed there under and as amended from time to time.
- You shall follow the guidelines for the use of Standard Mark and labeling requirements under BIS Compulsory Registration Scheme for Electronic and IT Products given in circular No. Ref : CMD 3/8/1/8975 dated 03/12/2015 available on BIS website and Department of Electronics and Information Technology (DEITY) notification S. O. 638(E) dated 10/02/2016.
- You shall not use the registration in any manner which contravenes the provisions of Bureau of Indian Standards Act, 1986 and Rules and Regulations framed there under and as amended from time to time.
- Upon expiry of validity, stoppage or suspension or cancellation of registration, you shall discontinue forthwith the self declaration of conformity to the relevant Indian Standard(s) and withdraw all promotional and advertising matter which contains any reference thereto.
- As per your declaration, **MR. SALIL KULSHRESTHA, HEAD, R & D & PRODUCTION** is your authorized representative. Any intended change in the name of the authorized representative ought to be brought to our notice immediately.
- It may be noted that for consideration of renewal of your registration, you shall have to apply to BIS at least one month in advance before expiry of the validity period. Application Form for Renewal (FORM IX) is available on BIS website.
- This letter is being issued with the approval of competent authority. Kindly acknowledge receipt of this letter.

Thanking you,

Yours faithfully,

(VINOD KUMAR)
Scientist-C (Reg. Dept.)
Telefax : +91-11-23230856
E-mail : registration@bis.org.in

ISO Certificate

ZERTIFIKAT ♦ CERTIFICATE ♦ 證書
CERTIFICADO ♦ CERTIFICAT


South Asia

CERTIFICATE

The Certification Body
of TÜV SÜD South Asia Private Limited

certifies that



Jaquar & Company Pvt.Ltd. (Lighting Division)
Plot No. 3, Sector M-11, IMT Manesar,
Dist. Gurgaon - 122 050, Haryana, INDIA

has implemented a Quality Management System
in accordance with **ISO 9001:2015**
For Scope of
**DESIGN, MANUFACTURE & SALE OF INDOOR AND OUTDOOR LED
LIGHTS AND CHANDELIERS FOR DOMESTIC & OVERSEAS MARKET.**

The certificate is valid in conjunction
with the main certificate From **2019-05-15** until **2022-05-14**
Subject to successful completion of annual periodic audits
The present status of this Certificate can be obtained on www.tuv-sud.in
Further clarifications regarding the scope of this certificate may be obtained by consulting the certification body

Certificate Registration No. **99 100 16868/07**
Date of Initial certification : **2019-05-15**


Certification Body
of TÜV SÜD South Asia Private Limited, Mumbai
Member of TÜV SÜD Group



TÜV SÜD South Asia Pvt. Ltd. • TÜV SÜD House • Sakhi Naka • Andheri (East) • Mumbai - 400072 • Maharashtra • India



Global certifications

They say, excellence begets rewards and laurels. Jaquar Lighting's NABL accredited lab has enabled the company to come up with the best lighting products. Certifications followed along the way:

- System certifications like ISO 9001:2015, BIS and BEE
- BIS certification for its LED Lamps, Drivers, Panels, LED Streetlights and Floodlights, as per the latest applicable Indian standards



ROHS COMPLIANT



UL



ECAS



EC



Unique customisation option for Chandeliers

Jaquar Lighting has the first chandelier manufacturing plant in India with in-house facilities for designing, fabrication, plating and assembly, to provide unique customised solutions.

As a chandelier manufacturer, Jaquar is also the first and only one in India to offer 24K gold plating-in Antique Gold, as well as Chrome plating with some of the world's best crystals.



Best in the world lighting, best for the Indian conditions

Jaquar lighting products are built keeping in mind the tough, ever-changing Indian weather conditions. These products pass through a wide range of tests to ensure their endurance, reliability and durability.

Jaquar lighting products follow the philosophy of sustained development. Precisely why, all these products are eco-friendly and energy-efficient.

Jaquar lighting LED products:

- Save up to 90% of the energy required for similar levels of illumination by conventional, non-LED products
- Designed to be glare-free and provide uniform illumination
- Built to be high efficiency products that provide approximately 100 Lm/W-higher than most competing products

Trusted for prestigious projects

Jaquar lighting has been entrusted to light up an array of prestigious premises for its expertise in coming up with the best lighting solutions. Have a look:

- **Central Hall, Parliament of India**
- **Supreme Court, Delhi**
- **Jammu & Kashmir Assembly, Srinagar**
- **Governor House, Dehradun**
- **Air Force Headquarters, Delhi**
- **National Defence Academy (NDA), Pune**
- **ISRO**
- **Royal Orchid hotels in Bangalore, Hyderabad and Jaipur**
- Hotel Mount View, Chandigarh
- Hotel Westin, Hyderabad
- Hotel India Awadh, Lucknow
- Amber Conventional Centre, Indore
- Hindustan Club, Kolkata
- Hotel Crown, Bhubaneswar

- IIM Shillong
- IIT Mandi & IIT Guwahati
- Bangur House, Kolkata
- Holiday Inn, Kolkata
- Mahagun, Noida
- Supertech, Noida
- MG Motors, Delhi
- Jeep Showroom, Haryana
- Hotel Hyatt, Gurgaon
- Hotel Marriott, Nasik
- HP (Hewlett Packard)

Jaquar lighting also has corporate tie-ups with Sayaji Group, Lemontree, and Jaypee, among others.



Good lighting takes good planning

Give your property's lighting design the benefit of professional advice. With Jaquar's Light Planning Service you get expert guidance to achieve the right effect using the key features of your building's architecture, as well as evoke the right mood in your interior spaces.

Jaquar uses the latest professional design software to develop and present the entire solution to you – from AutoCAD drawings of the layouts to the analysis of the plan, to creating simulations, designs, renders and culminating in the documentation, right down to details like the BoQ.



Jaquar orientation centres

Jaquar orientation centres are spread across the length & breadth of the nation and even abroad.

You can discover the whole gamut of Jaquar lighting products under one roof. Offering a one-stop solution to the discovery and selection process, the orientation centre is manned by trained experts who can help you find the perfect match even for your most unique lighting requirements.

So drop in to a Jaquar orientation centre today. And bring home the glow of happiness!

For more information, visit any of our 21 orientation centres in following cities:

Ahmedabad, Bangalore, Bhopal, Bhubaneswar, Chandigarh, Chennai, Cochin, Guwahati, Hyderabad, Jaipur, Jammu, Kolkata, Lucknow, Ludhiana, Mumbai, Nagpur, New Delhi, Pune, Raipur, Siliguri and Surat





Pro-active customer care

Even the peers vouch for Jaquar's enviable customer care.

Backed by over 1,000 trained technicians and warranty on its products, Jaquar lighting provides India's most reliable service to its customers with fully integrated service network across the country.

Toll-free customer care no: 1800 212 6808

E-mail: ccare.lighting@jaquar.com

JAQUAR GROUP

Global Headquarters,
Plot No. 3, Sector-11, IMT Manesar, Gurugram-122050 India
For more information: Visit any of our 21 Orientation Centres
or log on to www.jaquar.com, e-mail: ccare.lighting@jaquar.com
For any query call: 18002126808 (Toll Free)

ORIENTATION CENTRES:

AHMEDABAD: Ground Floor,
Commerce House-4, B/S Shell Petrol
Pump, Near Anand Nagar Cross
Roads, 100 Ft. Road, Prahlad Nagar,
Satellite, Ahmedabad
Ph.: 079-30452600
Email: ahmedabad@jaquar.com

BANGALORE: No. 10, V.N. Street,
Next to Hotel Ramada, Shivaji Nagar,
Tasker Town, Bangalore-560051
Email: bangalore@jaquar.com

BHOPAL: T- 7, 8, 3rd Floor, City
Center, Above Lotus Electronics,
1 Press Complex, M. P. Nagar,
Zone-1, Bhopal- 462011
Ph.: 0755-6550888
Email: bhopal@jaquar.com

BHUBANESWAR: Plot No. 853/1671,
2nd Floor, Jharpada, Cuttack Road,
Bhubaneswar-751006
Ph.: 0674-2575501
Email: bhubaneswar@jaquar.com

CHANDIGARH: S.C.O. 52-53, Sector
17-A, Opp. Hotel Park Plaza, Adjacent
to Fab India,
Chandigarh-160017
Ph.: 0172-4071727
Email: chandigarh@jaquar.com

CHENNAI: Ground Floor, KGN Towers,
#62, Ethiraj Salai, Egmore,
Chennai- 600008
Phone: 044-42693001
Email: chennai@jaquar.com

COCHIN: No. 35/563, Opposite
International Stadium, Palarivattom
P.O., Cochin-682025
Email: cochin@jaquar.com

GUWAHATI: "Swagata Envision"
Ground Floor, G.S. Road, Sixmile,
Khanapara (Opp. Directorate of
Agriculture, Assam)
Guwahati-781022
Email: guwahati@jaquar.com

HYDERABAD: Unit No. 202,
Reliance Classic, Banjara Hills,
Road No.1, Hyderabad-500034
Email: hyderabad@jaquar.co

JAIPUR: Neelkanth, 1 Bhawani
Singh Road, Opp. Nehru Sehkar
Bhawan, C-Scheme,
Jaipur-302001
Ph.: 0141-5115609
Email: jaipur@jaquar.com

JAMMU: Bonny Square, NH
Bypass, Near Vishal Mega Mart,
Kunjwani, Jammu-180010
Ph.: 0191-2484876
Email: jammu@jaquar.com

KOLKATA: 2nd Floor, 55,
Chowringhee Road,
Kolkata-700071
Ph.: 033-40054891
Email: kolkata@jaquar.com

LUCKNOW: Asha Bhawan, 27/II A,
Gokhle Marg, Lucknow
Ph.: 0522-4001434
Email: lucknow@jaquar.com

LUDHIANA: 2nd Floor, Lodhi
Complex, Mall Road,
Ludhiana-141001
Ph.: 0161-5094974
Email: ludhiana@jaquar.com

MUMBAI: 101,102,103, Kamla
Spaces, Above Kohinoor
Electronics, S.V. Road, Santacruz
West, Mumbai-400054
Ph.: 022-26613279
Email: mumbai@jaquar.com

NAGPUR: Kala Bhavan, 103/A,
South Ambazari Road,
Shradhanand Peth Square,
Laxmi Nagar, Nagpur-440022
Ph.: 0712-2223395
Email: nagpur@jaquar.com

NEW DELHI: D-56, Defence Colony,
New Delhi-110024
Ph.: 011-24636807
Email: delhincr@jaquar.com

PUNE: DSK Gandharva Heights,
5th Floor, Office No. 501,
Near Hotel Pride Executive,
Ganeshkhind Road,
Shivajinagar, Pune-411005
Email: pune@jaquar.com

RAIPUR: M K Planet, Ring Road
No. 1, New Rajendra Nagar,
Raipur-492001.
Ph.: 0771-6556789
Email: raipur@jaquar.com

SILIGURI: 1st Floor, M-Square
Building, Opp. Hotel Sachitra,
2 ½ Mile, Sevoke Road,
Siliguri-734002
Email: siliguri@jaquar.com

SURAT: 23, Siddhi Shopping
Centre, Near Agrasen
Bhavan Char Rasta,
City Light Road, Surat
Email: suratcare@jaquar.com

Looking for
Jaquar Lighting Products?



**CALL
PURCHASE ASSISTANCE**

1800-120-33222
(Toll Free)

And we'll make it easy!

Speak to our Lighting Experts, who will suggest the right product
that you should go in for and where to buy it from

