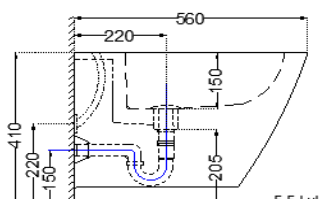
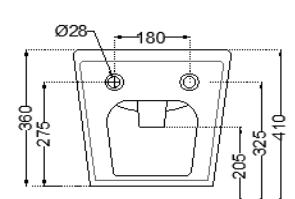


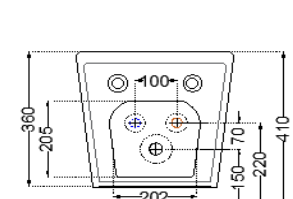
TOP VIEW



SIDE VIEW



BACK VIEW



BACK VIEW A

GENERAL INFORMATION

Product Code	VGS-WHT-81153PM
Brand	Jaquar
Colour	White
Type	Wall Mount Bidet
Material	Ceramic - Vitreous China

PRODUCT SPECIFICATION

Product Dimension	375X560X360 mm
Bowl Inner Dimension	275X370X150 mm
Product Net Weight	27 kg.
Product Gross Weight	29 kg
Packaging Dimension	400X570X365 mm
Outlet	Vertical
Tap Hole And Outlet Hole Dimension	Tap hole dia. Ø 35 ± 2 mm
	Internal diameter of outlet hole dia. Ø45 +2/-1 mm
	Horizontal distance between the centre line of the tap hole and the centre line of the waste outlet hole ≤ 150 mm

PRODUCT FEATURES

Product Features	Over flow hole Blind installation Anti germ glaze
------------------	---

ACCESSORIES INCLUDED

Fixing Kit	ZPS-WHT-FB13
Overflow hole Cap	ZPS-WHT-9012B
SIDE CAP	ZPS-WHT-SC07

ACCESSORIES RECOMMENDATION

Rack bolt	ZPS-MST-RB07N
-----------	---------------

CARE AND CLEANING GUIDELINES

- Vitreous china sanitary ware products are fragile in nature and need to be handled with care (to avoid personal injury) at all times during its storage, handling, installation and use thereafter.
- The product is heavy and it is recommended that two persons hold it while it is being fixed.
- Carefully inspect the new product for damage before installation. Recommended to inspect the sanitaryware with wooden Hammer.
- Risk of product damage. Over tightening may cause breakage or chipping of vitreous china. Recommended to use hard rubber & nylon spacer in between ceramic & metal fixtures.
- Risk of external leakage. Do not lift or rock the bowl after placement.
- Always test your cleaning solution on an inconspicuous area on the product before applying it to the entire surface.
- Do not allow cleaners to sit or soak on the product.
- Use a soft, dampened sponge or cloth to clean. Never use abrasive material like a bristle brush or scouring pad.
- Wipe surfaces clean and rinse completely with water immediately after applying cleaners.
- Clean Chrome, stainless steel surfaces once a week. Do not use cleaners containing chloride on chrome, stainless steel. If used, rinse the surface immediately to prevent corrosion.
- Wherever chrome plating is used on the products, use only warm water to clean and then dry with a soft cloth.
- Recommended to use Genuine Accessories.

QUALITY MANAGEMENT SYSTEM - ISO 9001



DISCLAIMER: Our every effort has been made to ensure factual accuracy, the information presented subject to changes due to requirements in different sites, markets and/ or countries. All dimensions are in mm (Tolerance ± 5 MM). Jaquar reserves the right to make the necessary amendments at any time without prior notice.
For Installation Refer Actual Product.Last modified on 25 July 2025.