



SLS-WHT-6953BIUFSM

SPECIFICATION DATA SHEET

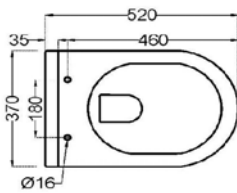
PRODUCT DETAILS

Manufacturer :	Jaquar	Type:	Wall hung WC (water closet)
Range	Solo	Flush valves	Regular, Dual & I Flush advantages
Colour:	White	Material:	Ceramic - Vitreous China
Outlet	Vertical	BOM doc.NO.	JSW/12/2017/0130A
Technical Details:	Internal diameter of inlet hole $\varnothing 58 +2 -1$ mm External diameter of outlet hole $\varnothing 100 +5 -2$ mm		

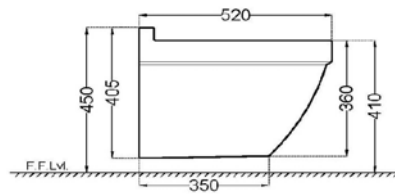
ARTICLE NAME: WALL HUNG WC



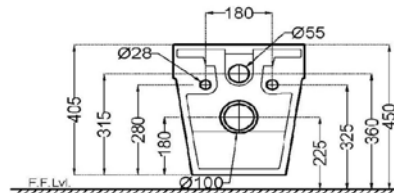
TECHNICAL DIMENSIONS



TOP VIEW



SIDE VIEW



BACK VIEW

ALL DIMENSIONS ARE IN MM.
(TOLERANCE ± 5 MM)

PRODUCT DIMENSIONS				USP
Length (mm)	Width (mm)	Height (mm)	Net weight (kg)	Rimless Bowl Design, Blind Installation, Water efficient 2.5/4.2 Ltr flushing, UF seat cover, Anti germ glazing. suitable for smaller bathrooms
370	520	405	25.22	

ACCESSORIES PROVIDED

UF soft closing seat cover	SLS-WHT-6103UF
Inlet & Outlet gasket	ZPS-WHT-GK01
Fixing kit	ZPS-WHT-FB13

ACCESSORIES RECOMMENDED

Rag bolt	ZPS-SNS-RB07
Concealed cistern model no	JCS-WHT-2400S,2400FS,2400WS



CARE AND CLEANING GUIDELINES

- ★ Vitreous china sanitary ware products are fragile in nature and need to be handled with care (to avoid personal injury) at all times during its storage, handling, installation and use thereafter.
- ★ The product is heavy and it is recommended that two persons hold it while it is being fixed.
- ★ Carefully inspect the new product for damage before installation.
- ★ Risk of product damage. Over tightening may cause breakage or chipping of vitreous china.
- ★ Risk of external leakage. Do not lift or rock the bowl after placement.
- ★ Always test your cleaning solution on an inconspicuous area on the product before applying it to the entire surface.
- ★ Do not allow cleaners to sit or soak on the product.
- ★ Use a soft, dampened sponge or cloth to clean. Never use abrasive material like a bristle brush or scouring pad.
- ★ Wipe surfaces clean and rinse completely with water immediately after applying cleaners.
- ★ Clean Chrome, stainless steel surfaces once a week. Do not use cleaners containing chloride on chrome, stainless steel. If used, rinse the surface immediately to prevent corrosion.
- ★ Wherever chrome plating is used on the products, use only warm water to clean and then dry with a soft cloth.

CERTIFICATION

Compliance : IS 2556.2:2004, IS 2556.1:1994 , EN 997 :2012+A1:2015:MS 1522:2015/CE

All technical dimensions are in accordance to British standards, Bureau of Indian Standards



PACKAGING DETAIL

LOADING PALLET DETAIL

Length (mm)	Width (mm)	Height (mm)	Gross Weight(kg)	Length (mm)	Width (mm)	Height (mm)	No of pieces on pallet
530	380	460	28.46	1140	1140	2285	16



Prepared By Designer Date	Controlled By Quality control	Verified By Product Manager	Approved By Sanitaryware Head
Revision/Version	1	Plotter Updated on	Month
		22-Aug	Year
			2019