

SPECIFICATION DATA SHEET

PRODUCT DETAILS

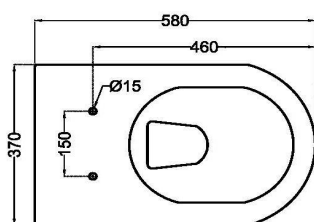
Manufacturer :	Jaquar	Type:	Back To Wall WC
Range	Opal	Flush valves	Regular, Dual & I Flush advantages
Colour:	White	Material:	Ceramic - Vitreous China
Outlet	Vertical	BOM doc.NO.	JSW/01/2018/0165A

Technical Details: Internal diameter of inlet hole $\varnothing 58 \pm 2 -1$ mm
Vertical distance between the Floor and the centre line of the waste outlet hole ≤ 180 mm

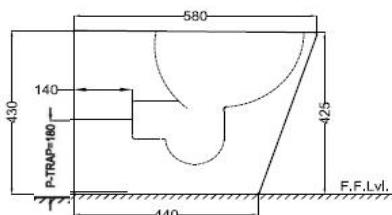
ARTICLE NAME: BACK TO WALL- WC



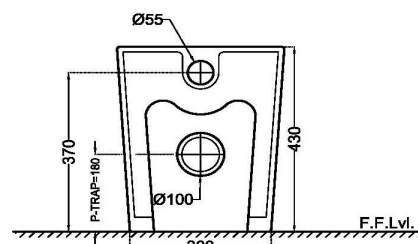
TECHNICAL DIMENSIONS



TOP VIEW



SIDE VIEW



BACK VIEW

ALL DIMENSIONS ARE IN MM.
(TOLERANCE ± 5 MM)

PRODUCT DIMENSIONS

Length (mm)	Width (mm)	Height (mm)	Net weight (kg)
370	580	430	29.52

USP

Advanced version of couple closet (ceramic tank space can be saved) better flushing efficiency Anti(bacterial) Glaze Germ.

ACCESSORIES PROVIDED

UF Soft Close Seat cover	ONS-WHT-10105
Inlet & Outlet gasket	ZPS-WHT-GK01
Floor fixing screw	ZPS -SNS-FB02

ACCESSORIES RECOMMENDED

Concealed cistern model no	JCS-WHT-2400S,2400FS,2400WS
----------------------------	-----------------------------



CARE AND CLEANING GUIDELINES

- ★ Vitreous china sanitary ware products are fragile in nature and need to be handled with care (to avoid personal injury) at all times during its storage, handling, installation and use thereafter.
- ★ The product is heavy and it is recommended that two persons hold it while it is being fixed.
- ★ Carefully inspect the new product for damage before installation.
- ★ Risk of product damage. Over tightening may cause breakage or chipping of vitreous china.
- ★ Risk of external leakage. Do not lift or rock the bowl after placement.
- ★ Always test your cleaning solution on an inconspicuous area on the product before applying it to the entire surface.
- ★ Do not allow cleaners to sit or soak on the product.
- ★ Use a soft, dampened sponge or cloth to clean. Never use abrasive material like a bristle brush or scouring pad.
- ★ Wipe surfaces clean and rinse completely with water immediately after applying cleaners.
- ★ Clean Chrome, stainless steel surfaces once a week. Do not use cleaners containing chloride on chrome, stainless steel. If used, rinse the surface immediately to prevent corrosion.
- ★ Wherever chrome plating is used on the products, use only warm water to clean and then dry with a soft cloth.

CERTIFICATION

Compliance : IS 2556.2:2004, IS 2556.1:1994 , EN 997 :2012+A1/CE

All technical dimensions are in accordance to British standards, Bureau of Indian Standards



PACKAGING DETAIL

Length (mm)	Width (mm)	Height (mm)	Gross Weight(kg)
600	440	450	34.81



LOADING PALLET DETAIL

Length (mm)	Width (mm)	Height (mm)	No of pieces on pallet
1140	1140	2285	16



Prepared By Designer Date	Controlled By Quality control	Verified By Product Manager	Approved By Sanitaryware Head
---------------------------------	----------------------------------	--------------------------------	----------------------------------

Revision/Version	1	Plotter Updated on	Month	22-Aug	Year	2019
------------------	---	--------------------	-------	--------	------	------