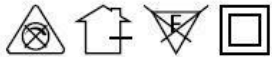


INSTARAY SLIM 30W

Instaray Slim LED Magnetic Fixed Linear Light
Indoor Luminaire

Product Code:

LINRSD1F30XC / LINRSD1F30XN / LINRSD1F30XW
30W - 1200lm - 6500K - CRI>80 Ra - Beam Angle 110°



Technical Specifications

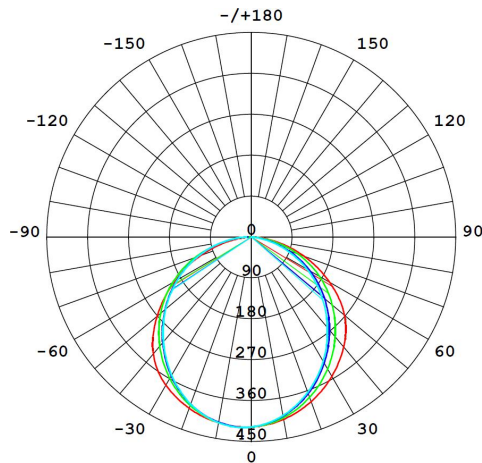
Operating Temperature	-10°C to 40°C
Rated Input Voltage & Frequency	48V DC
Rated Input Wattage	30W ± 10%
Rated Input Current	0.630 Amp (Nominal)
Rated Luminous Flux	1200 lm / 1050 lm / 900 lm (tolerance as per BIS)
Rated Luminaire Efficacy	40 lm/W / 35 lm/W / 30 lm/W (tolerance as per BIS)
Correlated Color Temperature (CCT)	6500 K / 4000 K / 3000 K (tolerance as per ANSI)
Color Rendering Index (CRI)	>80 Ra
Beam Angle	110° (within the permissible limits)
Driver Efficiency	≥88%
LED Life Span	>50000 Hrs (Ta=25°C @L70)
Housing	Die Cast Aluminium & Polycarbonate
Lens / Reflector	Frosted Polycarbonate Milky Diffuser
Mounting	Surface with Magnetic Track Channel

Protections

Over Voltage Protection	NA
Surge Protection	±3.0KV
Protection Class	Class II
Ingress Protection (IP Rating)	IP20
Impact Protection (IK Rating)	NA
Short Circuit Protection	Provided
Open Circuit Protection (No Load)	Provided
Reverse Polarity Protection	Provided

All technical data is subject to industry-standard tolerances.

Light Distribution




UGR Table

ceiling/cavity	0.7	0.7	0.5	0.5	0.3	0.7	0.7	0.5	0.5	0.3	
walls	0.5	0.3	0.5	0.3	0.3	0.5	0.3	0.5	0.3	0.3	
working plane	0.2	0.2	0.2	0.2	0.2	0.2	0.2	0.2	0.2	0.2	
Room dimensions	Viewed crosswise					Viewed endwise					
x = 2H y = 2H	23.8	25.3	24.1	25.5	25.7	22.3	23.8	22.6	24.0	24.2	
3H	25.5	26.9	25.8	27.1	27.4	23.5	24.9	23.8	25.1	25.4	
4H	26.2	27.5	26.5	27.7	28.0	23.9	25.2	24.2	25.5	25.7	
6H	26.6	27.8	26.9	28.1	28.4	24.1	25.3	24.4	25.6	25.9	
8H	26.7	27.9	27.0	28.2	28.5	24.1	25.3	24.4	25.6	25.9	
12H	26.7	27.9	27.1	28.2	28.5	24.0	25.2	24.4	25.5	25.8	
4H	2H	24.2	25.5	24.5	25.8	26.0	23.0	24.3	23.3	24.6	24.9
3H	26.1	27.3	26.4	27.5	27.8	24.4	25.6	24.7	25.8	26.2	
4H	26.9	27.9	27.2	28.3	28.6	24.9	25.9	25.2	26.3	26.6	
6H	27.4	28.4	27.8	28.7	29.1	25.1	26.1	25.5	26.4	26.8	
8H	27.6	28.5	28.0	28.8	29.2	25.1	26.0	25.5	26.4	26.8	
12H	27.7	28.5	28.1	28.9	29.3	25.1	25.9	25.5	26.3	26.7	
8H	4H	27.0	27.9	27.4	28.2	28.6	25.2	26.1	25.6	26.4	26.8
6H	27.6	28.4	28.1	28.8	29.2	25.5	26.2	26.0	26.7	27.1	
8H	27.9	28.5	28.3	29.0	29.4	25.6	26.2	26.0	26.6	27.1	
12H	28.0	28.6	28.5	29.1	29.5	25.6	26.1	26.0	26.6	27.0	
12H	4H	26.9	27.8	27.4	28.1	28.6	25.2	26.0	25.6	26.4	26.8
6H	27.6	28.3	28.1	28.7	29.2	25.6	26.2	26.0	26.6	27.1	
8H	27.9	28.5	28.4	28.9	29.4	25.6	26.2	26.1	26.6	27.1	
Variations with the observer position at spacings (CIE Pub.117):											
S = 1.0H	+ 0.2 / - 0.2					+ 0.2 / - 0.3					
1.5H	+ 0.1 / - 0.3					+ 0.2 / - 0.3					
2.0H	+ 0.3 / - 0.3					+ 0.2 / - 0.4					

Product Dimensions (L x W x H)

900 X 22 X 45 mm (Tol. \pm 5 mm)



Applications

Residences, Offices, Small Retail Shops, Hotels, Coffee Shops, Restaurants, Hospitals, area lighting and for other indoor applications.